



Club Health Assessment for District 355 A through February 2025

			Status	Membership							Reports					Finance		LCIF
Club Number	Club Name	Charter Date		Current Member Count	YTD Members Added	YTD Members Dropped	YTD Net Growth	YTD Net Growth%	Member Count 12 Months Ago	Avg. length of service for dropped members	Months Since Last MMR ***	Yrs. Since Last Officer Report	President Rotation	Vice President Reported ****	Months Since Last Activity Report ***	Account Balance	Donations for current Fiscal Year	
			Number of times on status quo within last two years	If below 15 members appears				If net loss is greater than 20% appears			If no report in 3 months appears in	When more than one year appears in	Number of repeat terms		Notes the officers that do not have an active	If no report at 12 months appears in red		
Clubs less than two years old																		
156795	Busan Areumdaun	12/07/2023	Active	39	0	8	-8	-17.02%	0	1	0			N	P,S,T,M,VP SC	N/A		
175528	Busan Bitnaneun	07/31/2024	Active	18	20	2	18	100.00%	0	3	2			N	S,T,M,VP,SC	N/A		\$1,000.68
156031	Busan Dasarang	09/14/2023	Active	18	6	16	-10	-35.71%	0	1	7			N	P,S,T,M,VP SC	N/A		
156796	Busan Dongmoon	12/07/2023	Active	31	0	19	-19	-38.00%	0	1	1			N	P,S,T,M,VP SC	N/R		\$300.04
156435	Busan Eunhasoo	10/18/2023	Active	19	0	9	-9	-32.14%	0	1	0		None	N	P,S,T,M,VP SC	N/A		\$1,300.45
178416	Busan Eunsung	09/26/2024	Active	32	34	2	32	100.00%	0	0	0				P,S,T,M,VP SC	N/A		\$2,001.30
157113	Busan Honors MJF	01/12/2024	Active	23	2	2	0	0.00%	0	0	3		2	R	P,T,M,VP,SC	N/A		\$1,000.28
156538	Busan Moa	12/01/2023	Active	31	15	1	14	82.35%	0	2	1			N	P,S,T,M,VP SC	N/A		\$1,300.69
179100	Busan Saemaeum	11/01/2024	Active	41	41	0	41	100.00%	0		1			N	P,M,VP,SC	N/A		
180334	Busan Taeyoung	01/22/2025	Newly Chartered	21	21	0	21	100.00%	0		1			N	S,T,M,VP,SC	N/A		
155266	Busan Yes	08/30/2023	Active	31	7	7	0	0.00%	0	1	1			N	P,S,T,M,VP SC	N/R		\$4,902.91
Clubs more than two years old																		
64898	BUSAN 21 CENTURY	01/02/2002	Active	48	2	2	0	0.00%	0	22	2			N	P,S,T,M,VP SC	24+		\$1,300.79
97444	BUSAN A ONE	06/29/2006	Active	26	4	3	1	4.00%	0	2	1			N	P,S,T,M,VP SC	24+		\$13,502.19
Exc Award (06/30/2016, 06/30/2019)																		
37004	BUSAN ARIRANG L C	04/27/1979	Active	43	0	3	-3	-6.52%	0	8	4			N	P,S,T,M,VP SC	24+		\$1,700.74
37493	BUSAN ASEA L C	08/30/1979	Active	20	0	3	-3	-13.04%	0	15	4				P,S,T,M,VP SC	24+		
66340	BUSAN BAEK WOON PO	06/28/2002	Active	47	0	3	-3	-6.00%	0	2	7			N	P,S,T,M,VP SC	24+		\$600.08
Exc Award (06/30/2017, 06/30/2018)																		
149013	Busan Baekhyang	11/17/2021	Active(1)	39	6	2	4	11.43%	0	0	1			N	P,S,T,M,VP SC	N/A		\$6,101.89
38994	BUSAN BANDO L C	10/09/1980	Active	28	1	4	-3	-9.68%	0	12	2			N	P,S,T,M,VP SC	24+		\$1,715.53
Exc Award (06/30/2017)																		
147716	Busan Bodam	07/28/2021	Active	17	5	2	3	21.43%	0	2	1				S,T,M,VP,SC	N/A		\$700.09
40173	BUSAN BOKJI L C	06/29/1981	Active	27	2	3	-1	-3.57%	0	3	0			N	P,S,T,M,VP SC	24+		\$600.12
Exc Award (06/30/2017, 06/30/2018)																		



Club Health Assessment for District 355 A through February 2025

			Status	Membership							Reports					Finance	LCIF	
Club Number	Club Name	Charter Date		Current Member Count	YTD Members Added	YTD Members Dropped	YTD Net Growth	YTD Net Growth%	Member Count 12 Months Ago	Avg. length of service for dropped members	Months Since Last MMR ***	Yrs. Since Last Officer Report	President Rotation	Vice President Reported ****	Months Since Last Activity Report ***	Account Balance	Donations for current Fiscal Year	
			Number of times on status quo within last two years	If below 15 members appears				If net loss is greater than 20% appears			If no report in 3 months appears in	When more than one year appears in	Number of repeat terms		Notes the officers that do not have an active	If no report at 12 months appears in red		
40555	BUSAN BUIL L C Exc Award (06/30/2016)	11/02/1981	Active	46	1	1	0	0.00%	0	0	4			N	P,S,T,M,VP SC	24+		\$12,006.67
25775	BUSAN BUK Exc Award (06/30/2019)	03/28/1964	Active	30	5	0	5	20.00%	0		5			N	P,S,T,M,VP SC	N/R		
39647	BUSAN BUPYUNG	03/24/1981	Active	34	3	0	3	9.68%	0		5				P,S,T,M,VP SC	N/R		\$2,200.37
66341	BUSAN BUYOUNG	06/28/2002	Active	55	0	4	-4	-6.78%	0	7	0			N	P,S,T,M,VP SC	24+		\$1,000.12
121673	Busan Centum PMJF Exc Award (06/30/2016)	03/26/2014	Active	63	4	4	0	0.00%	0	8	0			N	P,S,T,M,VP SC	N/A		\$8,004.60
78015	BUSAN CHEONG RYOUNG Exc Award (06/30/2017)	01/05/2004	Active	52	6	4	2	4.00%	0	16	0			N	P,S,T,M,VP SC	N/R		
146342	Busan Choigang	06/07/2021	Active	59	8	2	6	11.32%	0	2	1			N	P,S,T,M,VP SC	N/R		\$500.14
97854	BUSAN CHUNG ROK Exc Award (06/30/2016, 06/30/2017)	10/20/2006	Active	55	8	1	7	14.58%	0	2	1			N	P,S,T,M,VP SC	24+		\$7,103.60
42711	BUSAN CHUNGEUI Exc Award (06/30/2016)	05/09/1983	Active	63	2	0	2	3.28%	0		2			N	P,S,T,M,VP SC	24+		\$5,602.69
64895	BUSAN CHUNGNYEOL Exc Award (06/30/2018)	01/02/2002	Active	78	5	7	-2	-2.50%	0	2	0			N	P,S,T,M,VP SC	24+		\$601.16
61070	BUSAN CHUNGRA Exc Award (06/30/2017, 06/30/2018)	08/06/1998	Active	41	4	12	-8	-16.33%	0	3	0			N	P,S,T,M,VP SC	N/R		\$4,702.22
148649	Busan Clover	10/22/2021	Active	27	2	6	-4	-12.90%	0	4	0			N	P,S,T,M,VP SC	N/A		\$1,600.41
33055	BUSAN DAE HA L C	11/30/1976	Active	35	5	2	3	9.38%	0	7	0			N	P,S,T,M,VP SC	24+		\$2,501.68
110094	BUSAN DAE HO Exc Award (06/30/2017, 06/30/2018)	01/27/2011	Active	34	1	1	0	0.00%	0	31	0			N	P,S,T,M,VP SC	24+		
97855	BUSAN DAE MYEONG	10/20/2006	Active	23	2	0	2	9.52%	0		1		2		P,T,M,VP,SC	24+		\$1,000.49
78637	BUSAN DAE SHIN Exc Award (06/30/2016)	03/31/2004	Active	42	1	9	-8	-16.00%	0	9	2			N	P,S,T,M,VP SC	24+		\$2,001.29
29555	BUSAN DAE YEON Exc Award (06/30/2018)	06/19/1974	Active	57	1	7	-6	-9.52%	0	9	1				P,S,T,M,VP SC	13		\$3,800.46



Club Health Assessment for District 355 A through February 2025

			Status	Membership							Reports					Finance		LCIF
Club Number	Club Name	Charter Date		Current Member Count	YTD Members Added	YTD Members Dropped	YTD Net Growth	YTD Net Growth%	Member Count 12 Months Ago	Avg. length of service for dropped members	Months Since Last MMR ***	Yrs. Since Last Officer Report	President Rotation	Vice President Reported ****	Months Since Last Activity Report ***	Account Balance	Donations for current Fiscal Year	
			Number of times on status quo within last two years	If below 15 members appears				If net loss is greater than 20% appears			If no report in 3 months appears in	When more than one year appears in	Number of repeat terms	Notes the officers that do not have appears in an active	If no report at 12 months red			
38995	BUSAN DAEKYO L C Exc Award (06/30/2017)	10/20/1980	Active	19	2	0	2	11.76%	0		7			N	P,S,T,M,VP SC	24+	\$300.04	
116296	BUSAN DAESUNG Exc Award (06/30/2019)	04/16/2012	Active	24	2	6	-4	-14.29%	0	6	2			N	P,S,T,M,VP SC	24+	\$700.20	
35971	BUSAN DAEYANG L C	07/31/1978	Active	28	0	7	-7	-20.00%	0	12	2				P,S,T,M,VP SC	24+		
116984	BUSAN DALEUMSAN	05/24/2012	Active	46	1	2	-1	-2.13%	0	1	2			N	P,S,T,M,VP SC	N/A	\$1,059.24	
84628	BUSAN DAYEON	01/03/2005	Active	16	0	6	-6	-27.27%	0	2	2				P,S,T,M,VP SC	12		
34480	BUSAN DEUNG DAI Exc Award (06/30/2016)	09/06/1977	Active	27	1	2	-1	-3.57%	0	1	2			N	P,S,T,M,VP SC	13		
34481	BUSAN DONG BAEK Exc Award (06/30/2016, 06/30/2018, 06/30/20)	09/06/1977	Active	55	2	0	2	3.77%	0		4			N	P,S,T,M,VP SC	24+	\$12,307.30	
40458	BUSAN DONGSEO L C Exc Award (06/30/2018)	10/19/1981	Active	55	5	3	2	3.77%	0	4	0			N	P,S,T,M,VP SC	24+	\$6,901.88	
140352	Busan Dream	12/10/2019	Active	55	9	18	-9	-14.06%	0	2	2			N	P,S,T,M,VP SC	N/A	\$2,801.85	
148426	Busan Eoulrim	09/28/2021	Active	0	0	8	-8	-100.00%	0	2	5	1	None		P,S,T,M,VP SC	N/A		
143250	Busan Garam	10/28/2020	Active	17	0	9	-9	-34.62%	0	1	1		None		P,S,T,M,VP SC	N/R	\$300.04	
101716	BUSAN GEO SONG	05/12/2008	Active	25	5	6	-1	-3.85%	0	4	2		2	N	P,S,T,M,VP SC	24+		
51031	BUSAN GI JANG Exc Award (06/30/2016)	10/29/1990	Active	74	3	7	-4	-5.13%	0	2	1			N	P,S,T,M,VP SC	24+	\$1,300.49	
120102	Busan Gold Exc Award (06/30/2016, 06/30/2017)	08/06/2013	Active	23	0	9	-9	-28.13%	0	2	4			N	P,S,T,M,VP SC	24+	\$1,600.74	
37194	BUSAN GOODEOK	05/31/1979	Active	37	3	2	1	2.78%	0	34	1				P,S,T,M,VP SC	24+	\$300.04	
84156	BUSAN GOUN	09/15/2004	Active	11	1	0	1	10.00%	0		4		2		P,S,T,M,VP SC	24+		
115678	BUSAN GWANG MYEONG	12/14/2011	Active	26	1	2	-1	-3.70%	0	22	0			N	P,S,T,M,VP SC	N/A	\$1,000.09	
34563	BUSAN GWANGBOK	10/27/1977	Active	54	0	3	-3	-5.26%	0	13	1			N	P,S,T,M,VP SC	24+	\$13,202.88	
140354	Busan Haeorum	12/13/2019	Active	19	2	6	-4	-17.39%	0	3	0			N	P,S,T,M,VP SC	N/A	\$1,300.16	
39214	BUSAN HAEWOONDAE	12/11/1980	Active	71	8	8	0	0.00%	0	7	1			N	P,S,T,M,VP SC	24+	\$3,301.34	



Club Health Assessment for District 355 A through February 2025

			Status	Membership							Reports					Finance		LCIF
Club Number	Club Name	Charter Date		Current Member Count	YTD Members Added	YTD Members Dropped	YTD Net Growth	YTD Net Growth%	Member Count 12 Months Ago	Avg. length of service for dropped members	Months Since Last MMR ***	Yrs. Since Last Officer Report	President Rotation	Vice President Reported ****	Months Since Last Activity Report ***	Account Balance	Donations for current Fiscal Year	
			Number of times on status quo within last two years	If below 15 members appears				If net loss is greater than 20% appears			If no report in 3 months appears in	When more than one year appears in	Number of repeat terms	Notes the officers that do not have an active	If no report at 12 months red			
Exc Award (06/30/2016, 06/30/2018)																		
56415	BUSAN HANBIT	01/03/1995	Active	34	6	4	2	6.25%	0	4	1			N	P,S,T,M,VP SC	24+	\$1,400.48	
Exc Award (06/30/2016, 06/30/2018)																		
106199	BUSAN HANMAEUM	08/10/2009	Active	24	2	2	0	0.00%	0	9	1			N	P,S,T,M,VP SC	24+	\$1,000.07	
148273	Busan Hannuri	09/13/2021	Active	29	9	2	7	31.82%	0	6	0			N	P,S,T,M,VP SC	N/A	\$2,001.30	
39648	BUSAN HANYOON	03/24/1981	Active	22	3	4	-1	-4.35%	0	4	1		None	N	P,S,T,M,VP SC	24+	\$2,800.71	
120807	Busan Haram	11/25/2013	Active	11	0	0	0	0.00%	0		7	1	None		P,S,T,M,VP SC	N/A		
Exc Award (06/30/2016, 06/30/2019)																		
140707	Busan Harmony	01/24/2020	Active	66	5	9	-4	-5.71%	0	1	2			N	P,S,T,M,VP SC	N/A	\$900.47	
35849	BUSAN HWARANG LC	06/27/1978	Active	57	9	6	3	5.56%	0	8	0			N	P,S,T,M,VP SC	24+	\$3,602.17	
Exc Award (06/30/2016)																		
87856	BUSAN HYESUNG	05/25/2005	Active	17	3	1	2	13.33%	0	20	0			N	P,S,T,M,VP SC	N/R	\$300.02	
37614	BUSAN HYUNDAI	10/23/1979	Active	44	7	3	4	10.00%	0	26	0			N	P,S,T,M,VP SC	24+	\$1,600.65	
139607	Busan I-Blue	08/21/2019	Active	37	4	5	-1	-2.63%	0	3	0			N	P,S,T,M,VP SC	N/R	\$958.11	
30487	BUSAN JAE-IL	03/31/1975	Active	42	3	11	-8	-16.00%	0	6	0				P,S,T,M,VP SC	12	\$43,600.73	
Exc Award (06/30/2017, 06/30/2018)																		
84157	BUSAN JAGALCHY	09/15/2004	Active	14	2	2	0	0.00%	0	18	1		2	N	P,S,T,M,VP SC	N/R	\$1,300.13	
64464	BUSAN JANG MI	06/26/2001	Active	26	2	0	2	8.33%	0		1			N	P,S,T,M,VP SC	24+	\$300.04	
Exc Award (06/30/2016, 06/30/2018)																		
127455	Busan Jangchong	05/05/2016	Active	14	0	2	-2	-12.50%	0	4	2			R	P,S,T,M,VP SC	N/A		
123255	Busan Jeong Lim	10/22/2014	Active	13	0	3	-3	-18.75%	0	8	1				P,S,T,M,VP SC	N/A		
129874	Busan Jeongwoo	01/18/2017	Active	16	0	6	-6	-27.27%	0	2	2			N	P,S,T,M,VP SC	N/A		
Exc Award (06/30/2017)																		
132851	Busan Joheun	11/29/2017	Active	26	6	7	-1	-3.70%	0	3	1			N	P,S,T,M,VP SC	N/A	\$2,100.36	
Exc Award (06/30/2018)																		
68697	BUSAN JUNG-ANG	04/29/2003	Active	77	4	7	-3	-3.75%	0	7	1			N	P,S,T,M,VP SC	24+	\$2,200.63	
Exc Award (06/30/2018)																		
147723	Busan Kaon	07/27/2021	Active	0	0	22	-22	-100.00%	0	3	5	1	None		P,S,T,M,VP SC	N/R		



Club Health Assessment for District 355 A through February 2025

			Status	Membership							Reports					Finance		LCIF
Club Number	Club Name	Charter Date		Current Member Count	YTD Members Added	YTD Members Dropped	YTD Net Growth	YTD Net Growth%	Member Count 12 Months Ago	Avg. length of service for dropped members	Months Since Last MMR ***	Yrs. Since Last Officer Report	President Rotation	Vice President Reported ****	Months Since Last Activity Report ***	Account Balance	Donations for current Fiscal Year	
			Number of times on status quo within last two years	If below 15 members appears				If net loss is greater than 20% appears			If no report in 3 months appears in	When more than one year appears in	Number of repeat terms	Notes the officers that do not have an active	If no report at 12 months appears in red			
39215	BUSAN KEUKDONG	12/31/1980	Active	47	0	5	-5	-9.62%	0	1	2			N	P,S,T,M,VP SC	24+	\$100.01	
111726	BUSAN KEUMMIHAE	08/03/2011	Active	45	8	1	7	18.42%	0	8	3			N	P,S,T,M,VP SC	24+	\$1,300.17	
40682	BUSAN KORYO	12/14/1981	Active	29	1	5	-4	-12.12%	0	22	2			N	P,S,T,M,VP SC	24+	\$300.21	
42337	BUSAN KUM JUNG	02/02/1983	Active	20	0	2	-2	-9.09%	0	2	2				P,S,T,M,VP SC	24+	\$1,300.69	
123767	Busan Kum-Ran	12/17/2014	Active	35	4	4	0	0.00%	0	2	3			N	P,S,T,M,VP SC	N/A	\$4,802.69	
142174	Busan Legend	07/28/2020	Active	36	5	4	1	2.86%	0	3	0			N	P,S,T,M,VP SC	N/A	\$3,201.83	
105715	BUSAN LIBERTY	06/08/2009	Active	46	13	2	11	31.43%	0	11	1			N	P,S,T,M,VP SC	24+	\$700.09	
Exc Award (06/30/2017, 06/30/2018)																		
67523	BUSAN LOTTE	03/31/2003	Active	46	4	3	1	2.22%	0	1	1			N	P,S,T,M,VP SC	24+	\$3,301.53	
Exc Award (06/30/2016, 06/30/2018)																		
136383	Busan Marinebeach MJF	09/06/2018	Active	35	7	4	3	9.38%	0	5	0			N	S,T,M,VP,SC	N/A	\$3,800.96	
Exc Award (06/30/2019)																		
108930	BUSAN MINAM	07/19/2010	Active	6	0	0	0	0.00%	0		8	3	None		P,S,T,M,VP SC	24+		
58804	BUSAN MISO	10/29/1996	Active	31	6	4	2	6.90%	0	4	2				P,S,T,M,VP SC	N/R	\$3,001.53	
Exc Award (06/30/2018)																		
42338	BUSAN MOOGUNGHWA	02/22/1983	Active	21	1	0	1	5.00%	0		5			N	P,S,T,M,VP SC	24+		
42114	BUSAN MOON HWA	12/15/1982	Active	53	4	4	0	0.00%	0	1	2				P,S,T,M,VP SC	24+	\$300.19	
Exc Award (06/30/2016, 06/30/2018)																		
93243	BUSAN MOTIVE PMJF	01/04/2006	Active	53	6	13	-7	-11.67%	0	7	1			N	P,S,T,M,VP SC	24+	\$3,800.40	
Exc Award (06/30/2016)																		
77724	BUSAN MUJIGAE	10/10/2003	Active	31	6	17	-11	-26.19%	0	2	0			N	P,S,T,M,VP SC	24+	\$700.49	
Exc Award (06/30/2018, 06/30/2019)																		
66342	BUSAN MYEONGNYUN	06/28/2002	Active	21	6	9	-3	-12.50%	0	3	0			N	P,S,T,M,VP SC	N/R		
Exc Award (06/30/2016)																		
40459	BUSAN NAG DONG GANG L C	10/23/1981	Active	46	6	6	0	0.00%	0	12	2			R	P,S,T,M,VP SC	24+		
Exc Award (06/30/2016, 06/30/2017)																		
82868	BUSAN NAM MOON	06/28/2004	Active	70	4	9	-5	-6.67%	0	3	1			N	P,S,T,M,VP SC	24+	\$2,416.16	
Exc Award (06/30/2017, 06/30/2018, 06/30/2020)																		



Club Health Assessment for District 355 A through February 2025

			Status	Membership							Reports					Finance	LCIF
Club Number	Club Name	Charter Date		Current Member Count	YTD Members Added	YTD Members Dropped	YTD Net Growth	YTD Net Growth%	Member Count 12 Months Ago	Avg. length of service for dropped members	Months Since Last MMR ***	Yrs. Since Last Officer Report	President Rotation	Vice President Reported ****	Months Since Last Activity Report ***	Account Balance	Donations for current Fiscal Year
			Number of times on status quo within last two years	If below 15 members appears				If net loss is greater than 20% appears			If no report in 3 months appears in	When more than one year appears in	Number of repeat terms	Notes the officers that do not have an active	If no report at 12 months appears in red		
36517	BUSAN NAMKU L C	01/31/1979	Active	53	14	4	10	23.26%	0	6	0			P,S,T,M,VP SC	24+		\$2,600.50
63712	BUSAN NEW MILLENNIUM	11/27/2000	Active	35	1	4	-3	-7.89%	0	8	1			N P,S,T,M,VP SC	N/R		
97912	BUSAN NURIMARU	10/30/2006	Active	18	2	16	-14	-43.75%	0	3	1			P,S,T,M,VP SC	24+		
146073	Busan Ocean	05/21/2021	Active	25	0	24	-24	-48.98%	0	2	5			N P,S,T,M,VP SC	N/A		\$1,801.01
38095	BUSAN ODAIYANG	02/27/1980	Active	45	0	5	-5	-10.00%	0	1	4			N P,S,T,M,VP SC	24+		\$300.04
41758	BUSAN ORIENTAL	07/26/1982	Active	47	0	1	-1	-2.08%	0	6	1			N P,S,T,M,VP SC	24+		\$1,300.32
31825	BUSAN ORYUKDO L C	03/03/1976	Active	56	2	14	-12	-17.65%	0	11	0			P,S,T,M,VP SC	24+		\$1,530.09
Exc Award (06/30/2016, 06/30/2018, 06/30/20)																	
131437	Busan Paran	06/29/2017	Active	31	3	2	1	3.33%	0	5	2			N P,S,T,M,VP SC	N/A		\$5,501.74
148445	Busan Queens MJF	09/27/2021	Active	12	0	6	-6	-33.33%	0	2	2			N P,S,T,M,VP SC	N/A		\$3,402.17
37983	BUSAN ROYAL L C	01/29/1980	Active	37	3	8	-5	-11.90%	0	24	0			N P,S,T,M,VP SC	24+		\$2,100.99
Exc Award (06/30/2016)																	
39216	BUSAN RYUKDAEJU	12/11/1980	Active	31	2	1	1	3.33%	0	0	1			N P,S,T,M,VP SC	24+		\$2,601.15
Exc Award (06/30/2016, 06/30/2018)																	
97853	BUSAN SAMSUNG	10/20/2006	Active	21	3	0	3	16.67%	0		0		2	R P,S,T,M,VP SC	24+		\$1,300.75
Exc Award (06/30/2019)																	
93244	BUSAN SEJONG	01/04/2006	Active	81	6	9	-3	-3.57%	0	7	1			N P,S,T,M,VP SC	24+		\$13,803.59
32460	BUSAN SEOMYEON	06/21/1976	Active	77	5	12	-7	-8.33%	0	11	1			N P,S,T,M,VP SC	24+		\$9,127.66
Exc Award (06/30/2018, 06/30/2019)																	
115794	BUSAN SHIN WOO	01/06/2012	Active	21	0	0	0	0.00%	0		8			N P,S,T,M,VP SC	N/R		
Exc Award (06/30/2018)																	
111728	BUSAN SO MYUNG	08/04/2011	Active	18	2	1	1	5.88%	0	2	5			P,S,T,M,VP SC	N/A		\$200.02
59679	BUSAN SOOYUNG	06/13/1997	Active	20	1	6	-5	-20.00%	0	10	0	1	None	P,S,T,M,VP SC	24+		
Exc Award (06/30/2018)																	
84346	BUSAN SU-MOK	10/19/2004	Active	54	5	2	3	5.88%	0	3	2			N P,S,T,M,VP SC	24+		\$9,102.93
49713	BUSAN SUN	06/23/1989	Active	39	0	3	-3	-7.14%	0	16	2			N P,S,T,M,VP SC	24+		\$300.19
Exc Award (06/30/2018)																	



Club Health Assessment for District 355 A through February 2025

			Status	Membership							Reports					Finance	LCIF	
Club Number	Club Name	Charter Date		Current Member Count	YTD Members Added	YTD Members Dropped	YTD Net Growth	YTD Net Growth%	Member Count 12 Months Ago	Avg. length of service for dropped members	Months Since Last MMR ***	Yrs. Since Last Officer Report	President Rotation	Vice President Reported ****	Months Since Last Activity Report ***	Account Balance	Donations for current Fiscal Year	
			Number of times on status quo within last two years	If below 15 members appears					If net loss is greater than 20% appears			If no report in 3 months appears in	When more than one year appears in	Number of repeat terms	Notes the officers that do not have an active	If no report at 12 months appears in red		
76073	BUSAN VISION Exc Award (06/30/2016)	06/25/2003	Active	37	2	0	2	5.71%	0		1			N	P,S,T,M,VP SC	N/R		\$300.04
143837	Busan Wooil	12/08/2020	Active	27	0	0	0	0.00%	0		8				P,S,T,M,VP SC	N/R		\$1,300.51
120933	Busan Woojeong MJF Exc Award (06/30/2019)	12/11/2013	Active	24	2	2	0	0.00%	0	3	1			N	P,S,T,M,VP SC	N/A		
132498	Busan Wooltary	08/18/2017	Active	48	0	0	0	0.00%	0		8			N	P,S,T,M,VP SC	N/A		\$3,001.85
35972	BUSAN YANGJI L C Exc Award (06/30/2016, 06/30/2017, 06/30/2018)	07/24/1978	Active	60	13	3	10	20.00%	0	32	0			N	P,S,T,M,VP SC	24+		\$1,000.65
66371	BUSAN YEO MYUNG	06/28/2002	Active	22	1	4	-3	-12.00%	0	11	1				P,S,T,M,VP SC	24+		
25778	BUSAN YEONGDO	05/30/1972	Active	81	6	2	4	5.19%	0	20	4			N	P,S,T,M,VP SC	24+		\$1,300.69
97911	BUSAN YEOWON MJF Exc Award (06/30/2018)	10/30/2006	Active	34	3	3	0	0.00%	0	3	3			N	P,S,T,M,VP SC	24+		\$5,703.01
122378	Busan Yewon	06/03/2014	Active	26	3	15	-12	-31.58%	0	2	1				P,S,T,M,VP SC	24+		\$2,000.56
40460	BUSAN YONGDOO L C Exc Award (06/30/2017)	10/19/1981	Active	45	2	1	1	2.27%	0	26	4			R	P,S,T,M,VP SC	N/R		\$1,000.71
104305	BUSAN YOUNG GWANG Exc Award (06/30/2018, 06/30/2019)	01/14/2009	Active	30	9	4	5	20.00%	0	4	0			N	P,S,T,M,VP SC	24+		\$1,300.69
31314	BUSANJIN Exc Award (06/30/2019)	10/28/1975	Active	70	14	6	8	12.90%	0	11	0			N	P,S,T,M,VP SC	24+		\$6,223.64
39217	BUSANPO L C Exc Award (06/30/2019)	12/22/1980	Active	52	2	0	2	4.00%	0		0			N	P,S,T,M,VP SC	24+		\$1,000.12
30391	JUNG BUSAN Exc Award (06/30/2016, 06/30/2017, 06/30/2018)	03/10/1975	Active(1)	176	5	10	-5	-2.76%	0	12	1			N	P,S,T,M,VP SC	24+		\$1,900.96
30026	NEW PUSAN	12/10/1974	Active	58	2	4	-2	-3.33%	0	14	3			N	P,S,T,M,VP SC	24+		\$100.06
25769	PUSAN Exc Award (06/30/2019)	06/18/1960	Active	73	5	6	-1	-1.35%	0	18	3				P,S,T,M,VP SC	24+		\$13,204.38
54905	PUSAN BAEKDUSAN	09/27/1993	Active	44	0	4	-4	-8.33%	0	16	7		2		P,S,T,M,VP SC	24+		\$1,300.69
50857	PUSAN BAIK NAN	07/12/1990	Active	51	8	1	7	15.91%	0	0	3			N	P,S,T,M,VP SC	24+		\$3,701.46



Club Health Assessment for District 355 A through February 2025

			Status	Membership							Reports					Finance	LCIF
Club Number	Club Name	Charter Date		Current Member Count	YTD Members Added	YTD Members Dropped	YTD Net Growth	YTD Net Growth%	Member Count 12 Months Ago	Avg. length of service for dropped members	Months Since Last MMR ***	Yrs. Since Last Officer Report	President Rotation	Vice President Reported ****	Months Since Last Activity Report ***	Account Balance	Donations for current Fiscal Year
			Number of times on status quo within last two years	If below 15 members appears				If net loss is greater than 20% appears			If no report in 3 months appears in	When more than one year appears in	Number of repeat terms	Notes the officers that do not have an active	If no report at 12 months appears in red		
Exc Award (06/30/2017)																	
25770	PUSAN CENTRAL	07/07/1970	Active	28	2	0	2	7.69%	0		0			P,S,T,M,VP SC	24+		\$1,000.01
Exc Award (06/30/2018)																	
46092	PUSAN DAEJI	04/04/1986	Active	42	0	4	-4	-8.70%	0	1	2			P,S,T,M,VP SC	N/R		\$1,000.28
59434	PUSAN DAEJU	04/29/1997	Active	27	1	3	-2	-6.90%	0	3	3			P,S,T,M,VP SC	24+		\$600.08
59680	PUSAN DONG NAM	06/16/1997	Active	43	1	0	1	2.38%	0		5			P,S,T,M,VP SC	24+		
25771	PUSAN DONGRAI	07/20/1970	Active	55	7	6	1	1.85%	0	3	0			P,S,T,M,VP SC	24+		\$500.03
25772	PUSAN EAST	03/02/1968	Active	23	2	2	0	0.00%	0	49	0			P,S,T,M,VP SC	24+		\$300.04
Exc Award (06/30/2016)																	
54852	PUSAN EXPO	09/03/1993	Active	61	6	4	2	3.39%	0	5	1			P,S,T,M,VP SC	24+		\$3,601.05
47668	PUSAN HANIL	08/03/1987	Active(1)	154	20	11	9	6.21%	0	2	1			P,S,T,M,VP SC	24+		\$13,704.17
57891	PUSAN JASUNGDAE	02/23/1996	Active	48	7	4	3	6.67%	0	4	1			P,S,T,M,VP SC	24+		\$2,001.29
Exc Award (06/30/2018)																	
59435	PUSAN JUNG SHIM	04/29/1997	Active	148	14	24	-10	-6.33%	0	7	0			P,S,T,M,VP SC	24+		\$17,002.57
Exc Award (06/30/2017, 06/30/2019)																	
55441	PUSAN KAYA	03/22/1994	Active	42	14	8	6	16.67%	0	7	0			P,S,M,VP,SC	24+		\$1,300.32
Exc Award (06/30/2019)																	
61112	PUSAN KEUM MYUNG	09/03/1998	Active	21	1	0	1	5.00%	0		7			P,S,T,M,VP SC	N/R		\$700.20
Exc Award (06/30/2016)																	
47310	PUSAN KUM KANG	05/12/1987	Active	55	10	1	9	19.57%	0	5	3			P,S,T,M,VP SC	24+		\$300.04
Exc Award (06/30/2018)																	
56091	PUSAN MOCKHWA	09/15/1994	Active	25	1	3	-2	-7.41%	0	4	2			P,S,T,M,VP SC	24+		\$4,602.46
Exc Award (06/30/2019)																	
62413	PUSAN MOON MYOUNG	10/06/1999	Active	77	11	29	-18	-18.95%	0	4	0			P,S,T,M,VP SC	24+		
50885	PUSAN NAM CHON	08/10/1990	Active	18	6	0	6	50.00%	0		1			P,S,T,M,VP SC	N/R		
Exc Award (06/30/2017, 06/30/2018)																	
63008	PUSAN NAM PO	03/31/2000	Active	29	0	3	-3	-9.38%	0	8	1			P,S,T,M,VP SC	24+		\$600.25
Exc Award (06/30/2016)																	



Club Health Assessment for District 355 A through February 2025

			Status	Membership							Reports					Finance		LCIF
Club Number	Club Name	Charter Date		Current Member Count	YTD Members Added	YTD Members Dropped	YTD Net Growth	YTD Net Growth%	Member Count 12 Months Ago	Avg. length of service for dropped members	Months Since Last MMR ***	Yrs. Since Last Officer Report	President Rotation	Vice President Reported ****	Months Since Last Activity Report ***	Account Balance	Donations for current Fiscal Year	
			Number of times on status quo within last two years	If below 15 members appears					If net loss is greater than 20% appears			If no report in 3 months appears in	When more than one year appears in	Number of repeat terms	Notes the officers that do not have an active	If no report at 12 months appears in red		
50886	PUSAN PEACE	08/10/1990	Active	20	1	1	0	0.00%	0	1	1	1	None	P,S,T,M,VP SC	N/R			
60020	PUSAN PUKYONG	10/01/1997	Active	13	1	3	-2	-13.33%	0	11	2			P,S,T,M,VP SC	N/R			
43398	PUSAN PUSONG	01/31/1984	Cancelled(6*)	0	0	0	0	0.00%	0		9	1	None	P,S,T,M,VP SC	N/R			
43399	PUSAN SAHA	01/24/1984	Active	21	0	7	-7	-25.00%	0	6	2		None	N	P,S,T,M,VP SC	24+		
49743	PUSAN SAM MI	06/30/1989	Active	49	0	10	-10	-16.95%	0	2	0			N	P,S,T,M,VP SC	24+	\$13,001.49	
Exc Award (06/30/2016)																		
54906	PUSAN SAMMIL	09/27/1993	Active	3	0	0	0	0.00%	0		11		5		P,S,T,M,VP SC	24+		
56630	PUSAN SASANG	03/06/1995	Active	63	5	2	3	5.00%	0	14	1			N	P,S,T,M,VP SC	24+	\$3,300.82	
Exc Award (06/30/2019)																		
60113	PUSAN SEONG BO	11/20/1997	Active	29	0	0	0	0.00%	0		8				P,S,T,M,VP SC	24+		
53859	PUSAN SHILLA	12/01/1992	Active	52	7	4	3	6.12%	0	2	2			N	P,S,T,M,VP SC	24+	\$4,431.62	
Exc Award (06/30/2019)																		
51488	PUSAN SONG JOOK L C	03/28/1991	Active	21	3	5	-2	-8.70%	0	19	1				P,S,T,M,VP SC	24+		
Exc Award (06/30/2018)																		
55575	PUSAN SOORAN	04/15/1994	Active	29	0	2	-2	-6.45%	0	2	2			N	P,S,T,M,VP SC	24+	\$4,001.17	
Exc Award (06/30/2016, 06/30/2019)																		
25776	PUSAN SOUTH	02/08/1968	Active	13	0	2	-2	-13.33%	0	34	2				P,S,T,M,VP SC	24+		
57952	PUSAN SUNMYUNG	03/08/1996	Active	32	4	3	1	3.23%	0	1	4			N	P,S,T,M,VP SC	24+	\$1,400.18	
Exc Award (06/30/2017)																		
52029	PUSAN TONGIL	09/23/1991	Active	55	9	11	-2	-3.51%	0	15	1			N	P,S,T,M,VP SC	24+	\$1,000.65	
Exc Award (06/30/2017)																		
25777	PUSAN WEST	05/30/1972	Active	13	0	0	0	0.00%	0		8				P,T,M,VP,SC	24+	\$1,700.74	
Exc Award (06/30/2017)																		
38364	PUSAN YONJAE	04/09/1980	Active	39	14	1	13	50.00%	0	0	0			N	P,S,T,M,VP SC	24+	\$5,302.85	
25774	SAE PUSAN	11/23/1968	Active	79	10	6	4	5.33%	0	8	1			N	P,S,T,M,VP SC	13	\$9,305.58	
Exc Award (06/30/2016, 06/30/2017)																		



Club Health Assessment for District 355 A through February 2025

Club Number			Club Name			Charter Date			Status					Membership					Reports					Finance		LCIF
									Current Member Count	YTD Members Added	YTD Members Dropped	YTD Net Growth	YTD Net Growth%	Member Count 12 Months Ago	Avg. length of service for dropped members	Months Since Last MMR ***	Yrs. Since Last Officer Report	President Rotation	Vice President Reported ****	Months Since Last Activity Report ***	Account Balance	Donations for current Fiscal Year				
									Number of times on status quo within last two years	If below 15 members appears			If net loss is greater than 20% appears			If no report in 3 months appears in			When more than one year appears in	Number of repeat terms	Notes the officers that do not have an active			If no report at 12 months appears in red		
Current Total Clubs Count	YTD New Clubs Count	YTD Cancelled Clubs Count	YTD Net Club Gain	Current Total Members Count	YTD Add	YTD Drop	YTD Net Growth	YTD Net Growth %	Member Count 12 Months Ago	Average Member Count Per Club	% of Clubs with less than 20 members	% No MMR in 3 Months	% No Officer Report in 12 Months	% of Clubs with balance 90+ days	Number of Clubs in Status Quo	% Status Quo Clubs in Financial Suspension	Number of Cancelled Clubs	Average Cancelled Club Age	Members Lost Due to Cancellation	% of Clubs Cancelled for Non-Financial Reasons						
164	4	1	3	6,421	698	785	-87	-1.34%	0	39	16%	24%	4%	0%	0	0%	1	41	0	100%						

* - P - Priority Club. Cancellation Reasons: 1-Objectives/conduct, 2-Non-active club, 5-Non-existing club, 6-Disbanding, 7-Merger, 8-Financial Suspension, 9-District/Multiple District Dues.

** - Abbreviation: P-President, S-Secretary, T-Treasurer, M-Member Chairperson, VP-First Vice President, MC-Communications Chairperson, SC-Service Chairperson

*** - Abbreviation: N/R - Never reported using the Lions Clubs website, N/A - Not applicable, No password registered for the Lions Clubs website.

**** - Abbreviation: N - New, IP - Immediate Past, R - Repeat.



Club Health Assessment for District 355 B1 through February 2025

Club Number	Club Name	Charter Date	Status	Membership							Reports					Finance	LCIF
				Current Member Count	YTD Members Added	YTD Members Dropped	YTD Net Growth	YTD Net Growth%	Member Count 12 Months Ago	Avg. length of service for dropped members	Months Since Last MMR ***	Yrs. Since Last Officer Report	President Rotation	Vice President Reported ****	Months Since Last Activity Report ***	Account Balance	Donations for current Fiscal Year
			Number of times on status quo within last two years	If below 15 members appears				If net loss is greater than 20% appears			If no report in 3 months appears in	When more than one year appears in	Number of repeat terms	Notes the officers that do not have an active	If no report at 12 months red		
Clubs less than two years old																	
179440	Gwangju Hanbyeol	11/08/2024	Active	38	39	1	38	100.00%	0	0	1			N	P,S,T,M,VP SC	1	
157845	Gwangju Mirae	03/29/2024	Active	26	10	6	4	18.18%	0	1	1		2	R	P,S,T,M,SC	N/A	
Clubs more than two years old																	
39749	BAEKJE L C	04/22/1981	Active	26	7	3	4	18.18%	0	1	2				P,S,T,M,VP SC	4	
104304	BUKGWANGJU Exc Award (06/30/2016)	01/14/2009	Active	26	0	1	-1	-3.70%	0	3	2			N	P,S,T,M,VP SC	3	\$1,000.30
33279	CHOONGJANG L C	01/31/1977	Active	81	12	10	2	2.53%	0	6	3			N	P,S,T,M,VP SC	2	
40174	CHOOSUNG L C	06/29/1981	Active	33	0	1	-1	-2.94%	0	21	2			N	P,S,T,M,VP SC	10	
25800	CHOSUN	02/28/1973	Active	55	5	0	5	10.00%	0		6			N	P,S,T,M,VP SC	2	90+ Days
64063	DAEHAN MJF	03/12/2001	Active	61	4	2	2	3.39%	0	3	2			N	P,S,T,M,VP SC	4	
36619	DAEKWANG L C	02/14/1979	Active	52	5	1	4	8.33%	0	8	2			N	P,S,T,M,VP SC	4	
25802	DAM YANG	02/15/1970	Active	27	2	2	0	0.00%	0	22	4			N	P,S,T,M,VP SC	24+	
117662	DAMYANG YEOSEONG	08/16/2012	Active	39	0	0	0	0.00%	0		8			N	P,S,T,M,VP SC	5	
38207	DONG GWANGJU	03/11/1980	Active	84	2	1	1	1.20%	0	19	3			N	P,S,T,M,VP SC	3	\$1,000.71
35245	GEUM NAM	03/28/1978	Active	58	6	0	6	11.54%	0		6			N	P,S,T,M,VP SC	4	\$1,000.01
30796	GOKSEONG	05/12/1975	Active	33	6	0	6	22.22%	0		0			N	P,S,T,M,VP SC	11	
138367	Gokseong Yeoseong	05/31/2019	Active	19	0	5	-5	-20.83%	0	3	2			N	P,S,M,VP,SC	14	
97650	GWANGJU 21C	08/28/2006	Active	39	0	3	-3	-7.14%	0	3	2			N	P,S,T,M,VP SC	14	\$1,000.12
103796	GWANGJU ACE	10/14/2008	Active	17	0	0	0	0.00%	0		11			N	P,S,T,M,VP SC	5	
115199	GWANGJU ANGEL	09/28/2011	Active	25	3	1	2	8.70%	0	2	6			N	P,S,T,M,VP SC	N/A	
115591	GWANGJU AREUMDAUN	11/17/2011	Active	7	1	2	-1	-12.50%	0	6	2			N	P,S,T,M,VP SC	N/A	
116149	GWANGJU BAEUM AND NANUM	02/22/2012	Active	38	2	4	-2	-5.00%	0	3	2			N	P,S,T,M,VP SC	3	
77589	GWANGJU BUKGU	09/19/2003	Active	50	4	4	0	0.00%	0	4	0			N	P,S,T,M,VP SC	4	
96821	GWANGJU CEO	03/31/2006	Active	51	2	2	0	0.00%	0	15	0			N	P,S,T,M,VP SC	5	\$1,000.01



Club Health Assessment for District 355 B1 through February 2025

Club Number	Club Name	Charter Date	Status	Membership							Reports					Finance	LCIF
				Current Member Count	YTD Members Added	YTD Members Dropped	YTD Net Growth	YTD Net Growth%	Member Count 12 Months Ago	Avg. length of service for dropped members	Months Since Last MMR ***	Yrs. Since Last Officer Report	President Rotation	Vice President Reported ****	Months Since Last Activity Report ***	Account Balance	Donations for current Fiscal Year
			Number of times on status quo within last two years	If below 15 members appears				If net loss is greater than 20% appears			If no report in 3 months appears in	When more than one year appears in	Number of repeat terms	Notes the officers that do not have an active	If no report at 12 months red		
89229	GWANGJU CEO YEOSEONG	09/07/2005	Active	37	3	1	2	5.71%	0	4	1			N	P,S,T,M,VP SC	5	\$5,004.40
	Exc Award (06/30/2016)																
100217	GWANGJU CHEOMDAN	09/17/2007	Active	39	8	3	5	14.71%	0	6	5			N	P,S,T,M,VP SC	9	
102050	GWANGJU CHEOMDAN YEOSEONG	05/27/2008	Active	22	1	1	0	0.00%	0	7	5			N	P,S,T,M,VP SC	4	\$1,002.19
88199	GWANGJU CHEONGLOK	05/11/2005	Active	42	0	0	0	0.00%	0		8			N	P,S,T,M,VP SC	10	\$1,002.77
89634	GWANGJU CHEONGSOL YEOSEONG	11/14/2005	Active	21	2	0	2	10.53%	0		6			N	P,S,T,M,VP SC	4	\$1,000.01
127426	Gwangju Daemyung	05/05/2016	Active	55	4	7	-3	-5.17%	0	3	0			N	P,S,T,M,VP SC	4	
153431	Gwangju Daemyung Yeoseong	01/13/2023	Active(1)	27	13	2	11	68.75%	0	2	0				P,S,T,M,VP SC	4	\$1,003.15
148515	Gwangju Daon	10/04/2021	Active	26	5	5	0	0.00%	0	3	0			N	S,T,M,VP,SC	4	\$425.77
	Exc Award (06/30/2022)																
98768	GWANGJU DONGGWANGJU YEOSEONG	03/15/2007	Active	27	5	5	0	0.00%	0	3	1				P,S,T,M,VP SC	4	\$5,601.87
126803	Gwangju Dream	02/05/2016	Active	27	5	17	-12	-30.77%	0	3	3			N	P,S,T,M,VP SC	3	
129741	Gwangju Geumnam Yeoseong	01/16/2017	Active	24	5	5	0	0.00%	0	2	1			N	P,S,T,M,VP SC	3	\$2,000.77
137796	Gwangju GukAk	03/26/2019	Active	7	0	3	-3	-30.00%	0	3	2		2	N	P,S,T,M,VP SC	N/A	
106876	GWANGJU GWANGIL	11/10/2009	Active	39	1	0	1	2.63%	0		7			N	P,S,T,M,VP SC	11	
122026	Gwangju Hanultari	04/28/2014	Active	27	0	1	-1	-3.57%	0	6	2			N	P,S,T,M,VP SC	2	
109274	GWANGJU HIGH-ONE	09/21/2010	Active	23	0	3	-3	-11.54%	0	1	2			N	P,S,T,M,VP SC	14	
115786	GWANGJU IBSEOK	01/05/2012	Active	63	6	4	2	3.28%	0	7	1			N	S,T,M,VP,SC	N/A	\$14,002.83
96820	GWANGJU INJAE	03/31/2006	Active	32	3	3	0	0.00%	0	3	6			N	P,S,T,M,VP SC	24+	
37615	GWANGJU JEIL L C	10/23/1979	Active	46	4	1	3	6.98%	0	49	5			N	P,S,T,M,VP SC	2	
139404	Gwangju Jung Gwangju	12/04/2019	Active	22	4	4	0	0.00%	0	3	0				P,S,T,M,VP SC	5	
115986	GWANGJU MISO	02/02/2012	Active	75	19	7	12	19.05%	0	2	0			N	P,S,T,M,VP SC	1	
122024	GWANGJU MOGHWA YEOSEONG	04/28/2014	Status Quo(1)	0	0	5	-5	-100.00%	0	2	6	1	None		P,S,T,M,VP SC	N/A	
139400	Gwangju MooAkYeoseong	08/19/2019	Active	40	10	3	7	21.21%	0	1	1			N	P,S,T,M,VP SC	4	



Club Health Assessment for District 355 B1 through February 2025

Club Number	Club Name	Charter Date	Status	Membership							Reports					Finance	LCIF
				Current Member Count	YTD Members Added	YTD Members Dropped	YTD Net Growth	YTD Net Growth%	Member Count 12 Months Ago	Avg. length of service for dropped members	Months Since Last MMR ***	Yrs. Since Last Officer Report	President Rotation	Vice President Reported ****	Months Since Last Activity Report ***	Account Balance	Donations for current Fiscal Year
			Number of times on status quo within last two years	If below 15 members appears				If net loss is greater than 20% appears			If no report in 3 months appears	When more than one year appears in	Number of repeat terms	Notes the officers that do not have an active	If no report at 12 months red		
66739	GWANGJU MOODRI	10/23/2002	Active	30	3	4	-1	-3.23%	0	4	0			P,S,T,M,VP SC	5		
124051	Gwangju Mudeungsan MJF	01/23/2015	Active	20	3	2	1	5.26%	0	5	0			N P,S,T,M,VP SC	4		\$2,001.00
64679	GWANGJU PYEONGHWA	09/13/2001	Active	33	5	0	5	17.86%	0		1			N P,S,T,M,VP SC	4		
132559	Gwangju Saehumang	08/31/2017	Active(1)	17	7	6	1	6.25%	0	5	1			N P,S,T,M,VP SC	N/A		
66578	GWANGJU SANGROK	08/27/2002	Active	76	2	6	-4	-5.00%	0	3	2			N P,S,T,M,VP SC	4		\$3,005.23
124054	Gwangju Sarang	01/23/2015	Active	21	3	5	-2	-8.70%	0	1	2			N P,S,T,M,VP SC	3		
78464	GWANGJU SEONGWANG	03/19/2004	Active	29	1	3	-2	-6.45%	0	5	2			P,S,T,M,VP SC	4		
153245	Gwangju Top	12/14/2022	Active	67	14	0	14	26.42%	0		0			N P,S,T,M,VP SC	10		
109891	GWANGJU VIP	12/15/2010	Active	41	3	2	1	2.50%	0	9	0			N P,S,T,M,VP SC	5		
132454	Gwangju Woori	08/09/2017	Active	5	0	0	0	0.00%	0		20		2	R S,T,M,VP,SC	N/A		
88198	GWANGJU WORLD	05/11/2005	Active	41	0	0	0	0.00%	0		8			N P,S,T,M,VP SC	4		\$4,104.90
78616	GWANGJU YEOSEONG	03/29/2004	Active	32	12	1	11	52.38%	0	15	1			N P,S,T,M,VP SC	14		
34700	GWANGSAN L C	11/07/1977	Active	45	6	1	5	12.50%	0	44	0			N P,S,T,M,VP SC	2		
64963	HANAM	01/31/2002	Active	97	7	4	3	3.19%	0	14	2			N P,S,T,M,VP SC	4		\$3,001.11
Exc Award (06/30/2016)																	
62082	HANBIT YEOSEONG	06/11/1999	Active	25	5	2	3	13.64%	0	3	2			N P,S,T,M,VP SC	2		\$1,003.15
37984	HONAM L C	01/24/1980	Active	58	6	3	3	5.45%	0	5	1			N P,S,T,M,VP SC	2		\$9,804.30
25827	HWASUN	03/17/1970	Active	28	4	4	0	0.00%	0	2	0			N P,S,T,M,VP SC	3		\$1,000.71
107379	HWASUN YEOSEONG	02/01/2010	Active	31	5	1	4	14.81%	0	2	2			N P,S,T,M,VP SC	3		
44659	JEONLADO	02/26/1985	Active(1)	31	3	1	2	6.90%	0	1	2			N P,S,T,M,VP SC	4		\$1,000.01
31392	JEONNAM	11/19/1975	Active	60	2	1	1	1.69%	0	5	2			N P,S,T,M,VP SC	2		
56164	JIN SEONG	10/21/1994	Active	50	5	2	3	6.38%	0	2	2			N P,S,T,M,VP SC	4		\$8,004.95
38210	JUNGANG	03/27/1980	Active	52	8	1	7	15.56%	0	2	2			N P,S,T,M,VP SC	4		\$2,000.24
25815	KWANGJU	03/27/1966	Active	71	11	4	7	10.94%	0	9	0			N S,T,M,VP,SC	2		
63662	KWANGJU 21C YEOSEONG	10/30/2000	Active	66	5	1	4	6.45%	0	2	0			N P,T,M,VP,SC	3		\$2,002.72



Club Health Assessment for District 355 B1 through February 2025

			Status								Membership								Reports					Finance		LCIF
Club Number	Club Name	Charter Date		Current Member Count	YTD Members Added	YTD Members Dropped	YTD Net Growth	YTD Net Growth%	Member Count 12 Months Ago	Avg. length of service for dropped members	Months Since Last MMR ***	Yrs. Since Last Officer Report	President Rotation	Vice President Reported ****	Months Since Last Activity Report ***	Account Balance	Donations for current Fiscal Year									
			Number of times on status quo within last two years	If below 15 members appears				If net loss is greater than 20% appears			If no report in 3 months appears in	When more than one year appears in	Number of repeat terms	Notes the officers that do not have an active	If no report at 12 months appears in red											
50549	KWANGJU BITGOEUL	05/14/1990	Active	23	11	7	4	21.05%	0	7	2			P,S,T,M,VP SC	13											
56295	KWANGJU KORYEO	12/01/1994	Active	157	1	5	-4	-2.48%	0	6	2			N S,T,M,VP,SC	4		\$1,000.65									
50392	KWANGJU MUDEUNG YEOSEONG	04/03/1990	Active	28	2	0	2	7.69%	0		6			N P,S,T,M,VP SC	4											
56579	KWANGJU YONG BONG	02/27/1995	Active	21	1	4	-3	-12.50%	0	7	1			N P,S,T,M,VP SC	4		\$100.01									
41579	KWANGYOUNG	06/04/1982	Active	53	4	4	0	0.00%	0	1	1			N P,S,T,M,VP SC	17		\$1,000.55									
61851	MOO AK	04/26/1999	Active	62	5	3	2	3.33%	0	8	3			N P,S,T,M,VP SC	4											
25821	MUDUNG	03/26/1970	Active	86	17	4	13	17.81%	0	2	2			N P,S,T,M,VP SC	2		\$3,001.95									
46093	NAM KWANGJU	04/14/1986	Active	75	15	0	15	25.00%	0		4			N P,S,T,M,VP SC	2											
36934	SAE DAMYANG L C	04/11/1979	Active	29	0	0	0	0.00%	0		11			R P,S,T,M,VP SC	5											
60664	SAE KWANGJU	04/15/1998	Active	41	5	1	4	10.81%	0	0	1			N P,S,T,M,VP SC	13		\$1,000.01									
36935	SANGMOO L C	04/16/1979	Active	19	0	0	0	0.00%	0		13			P,S,T,M,VP SC	24+											
35097	SEO GWANGJU L C	02/27/1978	Active	38	0	4	-4	-9.52%	0	7	0			N P,S,T,M,VP SC	24+											
82436	SEO GWANGJU YEOSEONG	05/24/2004	Active	18	0	3	-3	-14.29%	0	2	2			N P,S,T,M,VP SC	24+											
63492	SEOL SAN	07/31/2000	Active	34	2	0	2	6.25%	0		7			N P,S,T,M,VP SC	11											
34890	SEOSEOK L C	12/20/1977	Active	78	13	9	4	5.41%	0	6	2			N P,S,T,M,VP SC	13		\$2,000.66									
44576	SHIN GWANGJU	01/07/1985	Active	32	8	3	5	18.52%	0	1	2			N P,S,T,M,VP SC	14		\$1,000.01									
25824	SONGJUNG	10/05/1968	Active	32	6	3	3	10.34%	0	9	6			P,S,M,VP,SC	19											
56681	WU SONG	03/20/1995	Active	37	4	1	3	8.82%	0	0	2			N P,S,T,M,VP SC	5		\$4,500.15									
Current Total Clubs Count	YTD New Clubs Count	YTD Cancelled Clubs Count	YTD Net Club Gain	Current Total Members Count	YTD Add	YTD Drop	YTD Net Growth	YTD Net Growth %	Member Count 12 Months Ago	Average Member Count Per Club	% of Clubs with less than 20 members	% No MMR in 3 Months	% No Officer Report in 12 Months	% of Clubs with balance 90+ days	Number of Clubs in Status Quo	% Status Quo Clubs in Financial Suspension	Number of Cancelled Clubs	Average Cancelled Club Age	Members Lost Due to Cancellation	% of Clubs Cancelled for Non-Financial Reasons						
86	1	0	1	3,495	422	234	188	5.68%	0	41	10%	30%	1%	1%	1	0%	0	0	0	0%						



Club Health Assessment for District 355 B1 through February 2025

			Status	Membership							Reports					Finance	LCIF
Club Number	Club Name	Charter Date		Current Member Count	YTD Members Added	YTD Members Dropped	YTD Net Growth	YTD Net Growth%	Member Count 12 Months Ago	Avg. length of service for dropped members	Months Since Last MMR ***	Yrs. Since Last Officer Report	President Rotation	Vice President Reported ****	Months Since Last Activity Report ***	Account Balance	Donations for current Fiscal Year
			Number of times on status quo within last two years	If below 15 members appears				If net loss is greater than 20% appears			If no report in 3 months appears in	When more than one year appears in	Number of repeat terms	Notes the officers that do not have an active	If no report at 12 months appears in red		

* - P - Priority Club. Cancellation Reasons: 1-Objectives/conduct, 2-Non-active club, 5-Non-existing club, 6-Disbanding, 7-Merger, 8-Financial Suspension, 9-District/Multiple District Dues.
** - Abbreviation: P-President, S-Secretary, T-Treasurer, M-Member Chairperson, VP-First Vice President, MC-Communications Chairperson, SC-Service Chairperson
*** - Abbreviation: N/R - Never reported using the Lions Clubs website, N/A - Not applicable, No password registered for the Lions Clubs website.
**** - Abbreviation: N - New, IP - Immediate Past, R - Repeat.



Club Health Assessment for District 355 B2 through February 2025

			Status	Membership							Reports					Finance		LCIF
Club Number	Club Name	Charter Date		Current Member Count	YTD Members Added	YTD Members Dropped	YTD Net Growth	YTD Net Growth%	Member Count 12 Months Ago	Avg. length of service for dropped members	Months Since Last MMR ***	Yrs. Since Last Officer Report	President Rotation	Vice President Reported ****	Months Since Last Activity Report ***	Account Balance	Donations for current Fiscal Year	
			Number of times on status quo within last two years	If below 15 members appears					If net loss is greater than 20% appears			If no report in 3 months appears in	When more than one year appears in	Number of repeat terms	Notes the officers that do not have appears in an active	If no report at 12 months red		
Clubs less than two years old																		
156613	Mokpo Yeoseong	11/20/2023	Active	18	1	4	-3	-14.29%	0	1	1		2	S,T,M,VP,SC	N/A			
Clubs more than two years old																		
50141	GWANSAN	01/29/1990	Active	29	0	2	-2	-6.45%	0	7	1			P,S,T,M,VP SC	24+			
25803	HAENAM	07/31/1973	Active	46	6	1	5	12.20%	0	0	4			P,S,T,M,VP SC	24+	90+ Days	\$1,000.00	
Exc Award (06/30/2017, 06/30/2021)																		
97758	HAENAM TTANGKKEUT YEOSEONG	09/26/2006	Active	18	8	0	8	80.00%	0		1		2	P,S,T,M,VP SC	24+	90+ Days		
Exc Award (06/30/2019)																		
115422	HAENAM WOOSEUL	10/29/2011	Active	30	0	2	-2	-6.25%	0	9	6		2	P,S,M,VP,SC	N/A		\$3,000.00	
Exc Award (06/30/2021)																		
25804	HAMPYUNG CHEONJI	03/26/1973	Active	19	2	0	2	11.76%	0		7			S,T,M,VP,SC	24+			
25807	JANG SUNG	02/01/1970	Active	34	0	2	-2	-5.56%	0	2	4		2	P,S,T,M,VP SC	24+			
64859	JANG SUNG YEOSEONG	12/07/2001	Active	34	0	2	-2	-5.56%	0	23	2		2	P,S,T,M,VP SC	24+			
28210	JANGHEUNG	03/20/1974	Active	55	1	0	1	1.85%	0		1			P,S,T,M,VP SC	24+			
55802	JANGHEUNG AHN RYANG	06/06/1994	Active	23	0	1	-1	-4.17%	0	9	2			P,S,T,M,VP SC	24+			
55274	JANGHEUNG JANGPYEONG	02/07/1994	Active	22	1	1	0	0.00%	0	8	7			P,S,T,M,VP SC	24+	90+ Days		
61282	JANGSUNG BANGULSAEM	11/23/1998	Active	49	2	1	1	2.08%	0	0	2			P,S,T,M,VP SC	24+	90+ Days		
Exc Award (06/30/2019, 06/30/2021)																		
55953	JANGSUNG SEOBU	06/30/1994	Active	27	2	2	0	0.00%	0	28	2		2	P,S,T,M,VP SC	24+	90+ Days		
28211	JINDO	03/20/1974	Active	22	0	2	-2	-8.33%	0	15	4			P,S,T,M,VP SC	24+			
55770	JINDO DONGBU	05/24/1994	Active	32	0	0	0	0.00%	0		11			P,S,M,VP,SC	24+			
106621	JINDO YEOSEONG	09/22/2009	Active	34	3	0	3	9.68%	0		6			P,S,T,M,VP SC	24+	90+ Days	\$1,000.00	
25809	KANG JIN	03/02/1970	Active	26	2	1	1	4.00%	0	0	0			P,S,T,M,VP SC	24+			
Exc Award (06/30/2021)																		
55403	KANGJIN DOAHM	03/10/1994	Active	16	0	0	0	0.00%	0		11			P,S,T,M,VP SC	24+			
118988	KANGJIN MARYANG	03/20/2013	Active	13	1	0	1	8.33%	0		2			P,S,T,M,VP SC	N/A			



Club Health Assessment for District 355 B2 through February 2025

			Status	Membership							Reports					Finance		LCIF
Club Number	Club Name	Charter Date		Current Member Count	YTD Members Added	YTD Members Dropped	YTD Net Growth	YTD Net Growth%	Member Count 12 Months Ago	Avg. length of service for dropped members	Months Since Last MMR ***	Yrs. Since Last Officer Report	President Rotation	Vice President Reported ****	Months Since Last Activity Report ***	Account Balance	Donations for current Fiscal Year	
			Number of times on status quo within last two years	If below 15 members appears				If net loss is greater than 20% appears			If no report in 3 months appears in	When more than one year appears in	Number of repeat terms	Notes the officers that do not have an active	If no report at 12 months appears in red			
43182	KEUM DANG	11/29/1983	Active	26	0	0	0	0.00%	0		11			P,S,T,M,VP SC	N/R			
25818	MOKPO	10/26/1967	Active	46	3	1	2	4.55%	0	14	6			P,S,T,M,VP SC	24+		\$1,000.00	
51717	MOKPO BIPA	05/20/1991	Active	38	0	1	-1	-2.56%	0	1	1			P,S,T,M,VP SC	24+		\$1,000.00	
64146	MOKPO BIPA YEOSEONG	04/13/2001	Active	41	8	0	8	24.24%	0		0			P,S,T,M,VP SC	24+			
25819	MOKPO CENTRAL L C	12/04/1973	Active	32	0	3	-3	-8.57%	0	4	2			P,S,T,M,VP SC	24+		\$5,000.00	
	Exc Award (06/30/2021)																	
25820	MOKPO CHUNGHO	09/25/1972	Active	32	3	1	2	6.67%	0	5	2		2	P,S,T,M,VP SC	24+			
31395	MOKPO DAEBOOL	11/24/1975	Active	36	6	1	5	16.13%	0	4	2			P,S,T,M,VP SC	24+	90+ Days		
84808	MOKPO HADANG	02/04/2005	Active	34	5	0	5	17.24%	0		7			P,S,T,M,VP SC	24+	90+ Days		
55372	MOKPO JEIL	03/02/1994	Active	20	0	1	-1	-4.76%	0	21	7			P,S,T,M,VP SC	24+			
48128	MOKPO PYEONGHWA	02/10/1988	Active	31	11	4	7	29.17%	0	10	1			P,S,T,M,VP SC	24+			
98147	MOKPO SAE JOONG ANG	12/12/2006	Active	24	1	0	1	4.35%	0		7			P,S,T,M,VP SC	24+			
64466	MOKPO SONGLIM	06/30/2001	Active	53	3	0	3	6.00%	0		1			P,S,T,M,VP SC	24+			
	Exc Award (06/30/2017)																	
55189	MOKPO TAEYANG	01/10/1994	Active	82	8	0	8	10.81%	0		7			P,S,T,M,VP SC	24+		\$1,100.00	
	Exc Award (06/30/2017, 06/30/2021)																	
77590	MOKPO TAEYANG YEOSEONG	09/19/2003	Active	30	8	0	8	36.36%	0		0			P,S,T,M,VP SC	24+			
55097	MOKPO YANGEUL	12/06/1993	Active	41	3	2	1	2.50%	0	5	1			P,S,T,M,VP SC	24+	90+ Days		
	Exc Award (06/30/2017)																	
25822	NA JOO	02/13/1970	Active	36	0	7	-7	-16.28%	0	8	2		2	P,S,T,M,VP SC	24+		\$1,000.00	
	Exc Award (06/30/2020)																	
64632	NAJOO I HWA	08/10/2001	Active	20	2	1	1	5.26%	0	10	3			P,S,T,M,VP SC	24+		\$1,000.00	
97137	NAJOO KEUM SEONG YEOSEONG	05/16/2006	Active	21	2	2	0	0.00%	0	1	2			P,S,T,M,VP SC	24+	90+ Days	\$3,000.00	
44189	NAJU KEUMSEONG	07/23/1984	Active	72	3	1	2	2.86%	0	1	7		None	P,S,T,M,VP SC	24+	90+ Days	\$1,000.00	
	Exc Award (06/30/2019)																	
65082	NAM AG	03/08/2002	Active	31	2	1	1	3.33%	0	11	7		2	P,S,T,M,VP SC	24+			




Club Health Assessment for District 355 B2 through February 2025

			Status	Membership							Reports					Finance		LCIF
Club Number	Club Name	Charter Date		Current Member Count	YTD Members Added	YTD Members Dropped	YTD Net Growth	YTD Net Growth%	Member Count 12 Months Ago	Avg. length of service for dropped members	Months Since Last MMR ***	Yrs. Since Last Officer Report	President Rotation	Vice President Reported ****	Months Since Last Activity Report ***	Account Balance	Donations for current Fiscal Year	
			Number of times on status quo within last two years	If below 15 members appears				If net loss is greater than 20% appears			If no report in 3 months appears in	When more than one year appears in	Number of repeat terms	Notes the officers that do not have an active	If no report at 12 months appears in red			
64655	SAE JEONNAM	08/22/2001	Active	22	0	2	-2	-8.33%	0	1	4			P,S,T,M,VP SC	24+		\$1,000.00	
	Exc Award (06/30/2019)																	
34485	SAE MOKPO	09/06/1977	Active	24	13	0	13	118.18%	0		1			S,T,M,VP,SC	24+	90+ Days		
40808	SAMHAK	01/20/1982	Active	19	1	0	1	5.56%	0		7			P,S,T,M,VP SC	24+	90+ Days		
60242	SEO HAE AN	12/31/1997	Active	28	1	0	1	3.70%	0		7			P,S,T,M,VP SC	24+			
	Exc Award (06/30/2021)																	
64986	SIN WANDO	02/13/2002	Active	35	0	0	0	0.00%	0		0			P,S,T,M,VP SC	24+		\$1,000.00	
84809	SINAN	02/04/2005	Active	30	2	0	2	7.14%	0		7			P,S,T,M,VP SC	24+	90+ Days		
28212	WANDO	03/20/1974	Active	50	4	2	2	4.17%	0	8	0			S,T,M,VP,SC	24+	90+ Days		
68700	WANDO GEUMIL	04/29/2003	Active	57	4	3	1	1.79%	0	13	2			P,S,T,M,VP SC	24+			
	Exc Award (06/30/2017)																	
64944	WANDO YEOSEONG	01/22/2002	Active	33	0	1	-1	-2.94%	0	2	2		2	P,S,T,M,VP SC	24+			
	Exc Award (06/30/2019)																	
36252	WOLCHOOLSAN L C	11/13/1978	Active	37	0	1	-1	-2.63%	0	3	7			P,S,T,M,VP SC	24+			
41803	YOUNGKWANG-JEONGJU	08/18/1982	Active	37	7	3	4	12.12%	0	8	2			P,S,T,M,VP SC	24+			
40809	YOUNGSANHO	01/25/1982	Active	31	3	2	1	3.33%	0	3	2			P,S,T,M,VP SC	24+	90+ Days		
	Exc Award (06/30/2017, 06/30/2019)																	
25829	YUNG AHM	02/18/1970	Active	68	5	0	5	7.94%	0		2			P,T,M,VP,SC	24+		\$4,000.00	
	Exc Award (06/30/2017, 06/30/2019)																	
64985	YUNG AHM SAMHO	02/13/2002	Active	41	0	0	0	0.00%	0		11			P,S,T,M,VP SC	24+			
	Exc Award (06/30/2021)																	
25830	YUNG KWANG	02/09/1970	Active	37	1	8	-7	-15.91%	0	2	2			P,S,T,M,VP SC	24+	90+ Days		
	Exc Award (06/30/2019)																	
100923	YUNGAHM WOLCHOOLSAN YEOSEONG	01/02/2008	Active	20	0	0	0	0.00%	0		8		2	P,S,T,M,VP SC	24+			
	Exc Award (06/30/2019)																	
136107	Yungahm YeoSeong	08/09/2018	Active	41	5	1	4	10.81%	0	0	6			P,S,T,M,VP SC	24+	90+ Days	\$5,050.00	
	Exc Award (06/30/2021)																	
39222	YUNGSANKANG L C	12/10/1980	Active	18	0	5	-5	-21.74%	0	15	2			P,S,T,M,VP SC	24+			



Club Health Assessment for District 355 B2 through February 2025

			Status	Membership							Reports					Finance	LCIF
Club Number	Club Name	Charter Date		Current Member Count	YTD Members Added	YTD Members Dropped	YTD Net Growth	YTD Net Growth%	Member Count 12 Months Ago	Avg. length of service for dropped members	Months Since Last MMR ***	Yrs. Since Last Officer Report	President Rotation	Vice President Reported ****	Months Since Last Activity Report ***	Account Balance	Donations for current Fiscal Year
			Number of times on status quo within last two years	If below 15 members appears				If net loss is greater than 20% appears			If no report in 3 months appears in	When more than one year appears in	Number of repeat terms	Notes the officers that do not have an active	If no report at 12 months appears in red		

Clubs Cancelled Previous Fiscal Year – Clubs Cancelled within last 12 months may be reinstated

Club Number	Club Name	Charter Date	Current Status*	Cancellation Date
150378	Songlim Queen	04/07/2022	Cancelled(6*)	06/29/2024

Current Total Clubs Count	YTD New Clubs Count	YTD Cancelled Clubs Count	YTD Net Club Gain	Current Total Members Count	YTD Add	YTD Drop	YTD Net Growth	YTD Net Growth %	Member Count 12 Months Ago	Average Member Count Per Club	% of Clubs with less than 20 members	% No MMR in 3 Months	% No Officer Report in 12 Months	% of Clubs with balance 90+ days	Number of Clubs in Status Quo	% Status Quo Clubs in Financial Suspension	Number of Cancelled Clubs	Average Cancelled Club Age	Members Lost Due to Cancellation	% of Clubs Cancelled for Non-Financial Reasons
57	0	0	0	1,921	143	75	68	3.67%	0	34	12%	46%	0%	32%	0	0%	0	0	0	0%

* - P - Priority Club. Cancellation Reasons: 1-Objectives/conduct, 2-Non-active club, 5-Non-existing club, 6-Disbanding, 7-Merger, 8-Financial Suspension, 9-District/Multiple District Dues.

** - Abbreviation: P-President, S-Secretary, T-Treasurer, M-Member Chairperson, VP-First Vice President, MC-Communications Chairperson, SC-Service Chairperson

*** - Abbreviation: N/R - Never reported using the Lions Clubs website, N/A - Not applicable, No password registered for the Lions Clubs website.

**** - Abbreviation: N - New, IP - Immediate Past, R - Repeat.



Club Health Assessment for District 355 B3 through February 2025

			Status	Membership							Reports					Finance	LCIF
Club Number	Club Name	Charter Date		Current Member Count	YTD Members Added	YTD Members Dropped	YTD Net Growth	YTD Net Growth%	Member Count 12 Months Ago	Avg. length of service for dropped members	Months Since Last MMR ***	Yrs. Since Last Officer Report	President Rotation	Vice President Reported ****	Months Since Last Activity Report ***	Account Balance	Donations for current Fiscal Year
			Number of times on status quo within last two years	If below 15 members appears					If net loss is greater than 20% appears			If no report in 3 months appears in	When more than one year appears in	Number of repeat terms	Notes the officers that do not have appears in an active	If no report at 12 months red	
Clubs more than two years old																	
25797	BOSUNG	05/31/1970	Active	66	1	1	0	0.00%	0	2	2			S,T,M,VP,SC	2		\$3,000.00
Exc Award (06/30/2016, 06/30/2019, 06/30/20																	
143177	Bosung Yeoseong	10/06/2020	Active	25	7	9	-2	-7.41%	0	2	0			P,S,T,M,VP SC	0		\$2,000.00
Exc Award (06/30/2023, 06/30/2024)																	
25798	BULKYO	03/07/1970	Active	31	0	6	-6	-16.22%	0	20	2			P,S,T,M,VP SC	4		\$1,000.00
Exc Award (06/30/2016, 06/30/2024)																	
49881	BULKYO JOONGANG	10/04/1989	Active	70	0	3	-3	-4.11%	0	17	1			P,S,T,M,VP SC	2		\$2,000.00
Exc Award (06/30/2017, 06/30/2020, 06/30/20																	
45340	BUSUNG SANYANG	08/21/1985	Active	60	0	2	-2	-3.23%	0	30	7			P,S,T,M,VP SC	7		\$8,000.00
Exc Award (06/30/2016, 06/30/2017, 06/30/20																	
45339	DODEOK	08/09/1985	Active	2	0	0	0	0.00%	0		10	1	None	P,S,T,M,VP SC	3		\$20.00
31600	DONG KANG	01/15/1976	Active	17	0	2	-2	-10.53%	0	20	2			P,S,T,M,VP SC	3		\$190.00
49138	DONG KWANGYANG	01/10/1989	Active	71	5	10	-5	-6.58%	0	13	0			P,S,T,M,VP SC	5		\$11,400.00
Exc Award (06/30/2016, 06/30/2023)																	
97615	DONG SOONCHON	08/11/2006	Active	47	0	3	-3	-6.00%	0	14	2			P,S,T,M,VP SC	2		\$4,600.00
Exc Award (06/30/2018, 06/30/2021, 06/30/20																	
61588	DOO WON	03/01/1999	Active	33	0	0	0	0.00%	0		8			P,S,T,M,VP SC	3		\$330.00
Exc Award (06/30/2016)																	
68797	GOHEUNG PALYEONG	05/27/2003	Active	8	0	1	-1	-11.11%	0	18	2		2	P,S,T,M,VP SC	3		\$90.00
36620	GUBOOKSUN L C	02/14/1979	Cancelled(6*)	0	0	0	0	0.00%	0		7	1	None	P,S,T,M,VP SC	N/R		
Exc Award (06/30/2016, 06/30/2021, 06/30/20																	
120848	Gwangyang Dream	12/02/2013	Active	45	1	1	0	0.00%	0	11	6			P,S,T,M,VP SC	5		\$14,600.00
Exc Award (06/30/2016, 06/30/2019, 06/30/20																	
98769	GWANGYANG GAYA	03/15/2007	Active	41	13	4	9	28.13%	0	0	0			P,S,T,M,VP SC	5		\$8,800.00
110387	GWANGYANG MAEHWHA	02/18/2011	Active	43	1	2	-1	-2.27%	0	9	5		2	P,S,T,M,VP SC	11		
Exc Award (06/30/2017, 06/30/2018, 06/30/20																	
107338	GWANGYANG MARO	01/22/2010	Active	28	2	0	2	7.69%	0		0			P,S,T,M,VP SC	0		\$1,100.00



Club Health Assessment for District 355 B3 through February 2025

			Status	Membership							Reports					Finance	LCIF
Club Number	Club Name	Charter Date		Current Member Count	YTD Members Added	YTD Members Dropped	YTD Net Growth	YTD Net Growth%	Member Count 12 Months Ago	Avg. length of service for dropped members	Months Since Last MMR ***	Yrs. Since Last Officer Report	President Rotation	Vice President Reported ****	Months Since Last Activity Report ***	Account Balance	Donations for current Fiscal Year
			Number of times on status quo within last two years	If below 15 members appears				If net loss is greater than 20% appears			If no report in 3 months appears in	When more than one year appears in	Number of repeat terms	Notes the officers that do not have an active	If no report at 12 months appears in red		
Exc Award (06/30/2020, 06/30/2021)																	
98224	GWANGYANGMAN	01/03/2007	Active	57	3	5	-2	-3.39%	0	10	0			S,T,M,VP,SC	0		\$6,000.00
Exc Award (06/30/2023)																	
37616	JASAN L C	10/19/1979	Active	37	0	0	0	0.00%	0		8			P,S,T,M,VP SC	11		
Exc Award (06/30/2017)																	
44660	JOSEONG LC	02/20/1985	Active	21	0	1	-1	-4.55%	0	21	6			P,S,T,M,VP SC	24+		
Exc Award (06/30/2016, 06/30/2018, 06/30/2020)																	
38211	KEUMSAN	03/27/1980	Active	29	2	0	2	7.41%	0		3			P,S,M,VP,SC	3		\$270.00
Exc Award (06/30/2021)																	
25812	KOHEUNG	06/02/1970	Active	52	0	5	-5	-8.77%	0	16	0			S,T,M,VP,SC	3		\$570.00
50429	KOHEUNG-KUN DAESEO	04/16/1990	Active	22	21	0	21	2100.00%	0		2	1	None	P,S,T,M,VP SC	3		\$210.00
29430	KOO RYE	05/31/1974	Active	41	0	1	-1	-2.38%	0	25	0			S,T,M,VP,SC	4		\$6,800.00
Exc Award (06/30/2017, 06/30/2020, 06/30/2023)																	
44106	KWANG YANG BAEK WOON	06/19/1984	Active	88	6	3	3	3.53%	0	17	1			P,S,T,M,VP SC	5		\$3,000.00
Exc Award (06/30/2016, 06/30/2023)																	
25817	KWANGYANG	04/23/1973	Active	77	3	3	0	0.00%	0	8	1			P,S,T,M,VP SC	3		\$4,000.00
Exc Award (06/30/2020, 06/30/2021, 06/30/2023)																	
60726	KWANGYANG YEOSONG	05/04/1998	Active	40	5	2	3	8.11%	0	4	0			P,S,T,M,VP SC	3		\$1,000.00
Exc Award (06/30/2017, 06/30/2020, 06/30/2023)																	
38927	KWAYOK L C	09/12/1980	Active	9	0	0	0	0.00%	0		8			P,S,T,M,VP SC	3		\$90.00
61510	MIHANG YEOSEONG	02/10/1999	Active	45	6	0	6	15.38%	0		3			T,M,VP,SC	11		
Exc Award (06/30/2016, 06/30/2020)																	
49139	NAM SOONCHON	01/03/1989	Active	48	4	1	3	6.67%	0	12	5			S,T,M,VP,SC	11		\$5,000.00
Exc Award (06/30/2016, 06/30/2018, 06/30/2020)																	
49826	PALMA L C	08/22/1989	Active	38	1	0	1	2.70%	0		1			P,T,M,VP,SC	14		
Exc Award (06/30/2017, 06/30/2019, 06/30/2023)																	
52208	PO DU	12/02/1991	Active	32	3	0	3	10.34%	0		7			P,S,T,M,VP SC	3		\$320.00
Exc Award (06/30/2024)																	
32038	ROGDONG L C	04/05/1976	Active	68	0	2	-2	-2.86%	0	11	7			S,T,M,VP,SC	3		\$680.00



Club Health Assessment for District 355 B3 through February 2025

			Status	Membership							Reports					Finance		LCIF
Club Number	Club Name	Charter Date		Current Member Count	YTD Members Added	YTD Members Dropped	YTD Net Growth	YTD Net Growth%	Member Count 12 Months Ago	Avg. length of service for dropped members	Months Since Last MMR ***	Yrs. Since Last Officer Report	President Rotation	Vice President Reported ****	Months Since Last Activity Report ***	Account Balance	Donations for current Fiscal Year	
			Number of times on status quo within last two years	If below 15 members appears					If net loss is greater than 20% appears			If no report in 3 months appears in	When more than one year appears in	Number of repeat terms	Notes the officers that do not have an active	If no report at 12 months appears in red		
Exc Award (06/30/2017, 06/30/2023, 06/30/2055373 SAE KURYE 03/02/1994			Active	42	2	3	-1	-2.33%	0	13	2			P,S,T,M,VP SC	6		\$1,000.00	
Exc Award (06/30/2019) 55760 SAE SUNCHEON 05/24/1994			Active	55	7	1	6	12.24%	0	11	5			P,S,T,M,VP SC	2		\$8,100.00	
Exc Award (06/30/2016, 06/30/2023, 06/30/20101574 SAE SUNCHEON WOMEN'S 03/27/2008			Active	62	25	3	22	55.00%	0	1	0			P,S,T,M,VP SC	2		\$15,300.00	
Exc Award (06/30/2016, 06/30/2018, 06/30/2046094 SAE YEOCHON 04/24/1986			Active	26	0	1	-1	-3.70%	0	3	2			P,S,T,M,VP SC	13			
Exc Award (06/30/2021) 33190 SAE YEOSU L C 12/31/1976			Active	27	1	2	-1	-3.57%	0	9	4			S,T,VP,SC	3		\$3,000.00	
Exc Award (06/30/2019, 06/30/2021) 97717 SEO SUNCHEON 09/13/2006			Active	69	23	0	23	50.00%	0		0			P,S,T,M,VP SC	0		\$53,010.00	
Exc Award (06/30/2016, 06/30/2019, 06/30/2049358 SHIN KWANGYANG 03/27/1989			Active	76	5	2	3	4.11%	0	14	2			P,S,T,VP,SC	0		\$14,400.00	
Exc Award (06/30/2019, 06/30/2021, 06/30/2055276 SOONCHEON BHONG HWA 02/07/1994			Active	58	4	3	1	1.75%	0	28	0			P,S,T,VP,SC	2		\$400.00	
Exc Award (06/30/2016, 06/30/2017, 06/30/2045943 SOONCHEON JUNGANG 03/05/1986			Active	81	3	3	0	0.00%	0	4	2			P,S,T,M,VP SC	2		\$12,600.00	
Exc Award (06/30/2016, 06/30/2017, 06/30/2031605 SOONCHEON KANGNAM 01/15/1976			Active	78	6	2	4	5.41%	0	4	0			S,T,M,VP,SC	0		\$36,155.00	
Exc Award (06/30/2016, 06/30/2019, 06/30/2025826 SOONCHON 08/17/1968			Active	52	3	3	0	0.00%	0	7	0			S,T,M,VP,SC	1		\$5,000.00	
Exc Award (06/30/2017, 06/30/2018, 06/30/2055803 SOONCHON BYUL RYANG 06/06/1994			Active	23	0	1	-1	-4.17%	0	14	0			P,S,T,M,VP SC	5		\$1,000.00	
Exc Award (06/30/2016) 51902 SOONCHON EISU 07/09/1991			Active	57	6	0	6	11.76%	0		0			S,T,M,VP,SC	5		\$5,000.00	
Exc Award (06/30/2019, 06/30/2023) 60261 SOONCHON GREEN 01/08/1998			Active	21	0	0	0	0.00%	0		8		2	P,S,T,M,VP SC	12			
Exc Award (06/30/2016, 06/30/2017)																		



Club Health Assessment for District 355 B3 through February 2025

			Status	Membership							Reports					Finance	LCIF
Club Number	Club Name	Charter Date		Current Member Count	YTD Members Added	YTD Members Dropped	YTD Net Growth	YTD Net Growth%	Member Count 12 Months Ago	Avg. length of service for dropped members	Months Since Last MMR ***	Yrs. Since Last Officer Report	President Rotation	Vice President Reported ****	Months Since Last Activity Report ***	Account Balance	Donations for current Fiscal Year
			Number of times on status quo within last two years	If below 15 members appears				If net loss is greater than 20% appears			If no report in 3 months appears in	When more than one year appears in	Number of repeat terms	Notes the officers that do not have an active	If no report at 12 months appears in red		
50965	SOONCHON SAMSAN MJF	09/20/1990	Active	76	5	1	4	5.56%	0	30	0			P,S,T,M,VP SC	3		\$15,000.00
Exc Award (06/30/2023, 06/30/2024)																	
52466	SOONCHON YEOSEONG	02/03/1992	Active	49	20	2	18	58.06%	0	3	2			S,T,VP,SC	5		\$6,000.00
Exc Award (06/30/2016, 06/30/2020, 06/30/2024)																	
149925	Suncheon Huimang	02/15/2022	Active	19	10	1	9	90.00%	0	0	0		2	T,M,VP,SC	N/A		
103795	SUNCHEON JOEEUN	10/14/2008	Active	48	3	1	2	4.35%	0	16	2			P,S,T,M,VP SC	0		\$4,000.00
Exc Award (06/30/2017, 06/30/2020)																	
118317	SUNCHEON STAR	11/15/2012	Active	27	0	6	-6	-18.18%	0	4	0			P,S,T,M,VP SC	11		
Exc Award (06/30/2016, 06/30/2021, 06/30/2024)																	
117403	SUNCHEON VISION	07/11/2012	Active	72	1	1	0	0.00%	0	12	2			P,S,T,VP,SC	3		\$800.00
Exc Award (06/30/2016, 06/30/2020, 06/30/2024)																	
115696	SUNCHEONMAN	12/13/2011	Active	57	2	0	2	3.64%	0		7			P,S,T,M,VP SC	5		\$7,185.00
Exc Award (06/30/2017, 06/30/2020, 06/30/2024)																	
77793	SUNCHON KHEUNJULGI	11/10/2003	Active	60	18	1	17	39.53%	0	6	1			S,T,M,VP,SC	1		\$38,550.00
Exc Award (06/30/2021, 06/30/2023, 06/30/2024)																	
64793	SUNCHON NAMSAN	11/29/2001	Active	55	2	0	2	3.77%	0		0			P,S,T,M,VP SC	2		\$12,300.00
Exc Award (06/30/2018, 06/30/2019, 06/30/2024)																	
37867	YEOCHON L C	12/21/1979	Active	27	2	2	0	0.00%	0	21	1			P,S,T,M,VP SC	16		
Exc Award (06/30/2016)																	
39372	YEOSU CHOONGMOO	01/29/1981	Active	29	1	2	-1	-3.33%	0	6	7			P,T,M,VP,SC	15		
39373	YEOSU DONGBAEK	01/29/1981	Active	30	0	3	-3	-9.09%	0	22	0			P,T,VP,SC	3		\$5,100.00
39221	YEOSU HANYEO L C	12/10/1980	Active	53	1	2	-1	-1.85%	0	33	4			P,S,T,VP,SC	3		\$4,000.00
Exc Award (06/30/2016, 06/30/2017, 06/30/2024)																	
37868	YEOSU JUNGANG L C	12/21/1979	Active	36	1	1	0	0.00%	0	4	0			P,S,T,M,VP SC	6		\$2,000.00
39307	YEOSU KEUNSEM L C	01/23/1981	Active	13	0	3	-3	-18.75%	0	16	2			P,S,T,M,VP SC	13		
39650	YEOSU NAMDO L C	03/24/1981	Active	44	17	0	17	62.96%	0		2			S,M,VP,SC	2		\$6,600.00
Exc Award (06/30/2019, 06/30/2020)																	
106745	YEOSU SAEHEEMANG	10/14/2009	Active	23	1	1	0	0.00%	0	15	0			P,S,T,M,VP SC	14		



Club Health Assessment for District 355 B3 through February 2025

			Status		Membership						Reports					Finance		LCIF		
Club Number	Club Name	Charter Date			Current Member Count	YTD Members Added	YTD Members Dropped	YTD Net Growth	YTD Net Growth%	Member Count 12 Months Ago	Avg. length of service for dropped members	Months Since Last MMR ***	Yrs. Since Last Officer Report	President Rotation	Vice President Reported ****	Months Since Last Activity Report ***	Account Balance	Donations for current Fiscal Year		
			Number of times on status quo within last two years		If below 15 members appears				If net loss is greater than 20% appears			If no report in 3 months appears in	When more than one year appears in	Number of repeat terms	Notes the officers that do not have an active	If no report at 12 months appears in red				
25828	YOSU Exc Award (06/30/2021, 06/30/2023, 06/30/2024)	05/30/1967	Active		52	0	2	-2	-3.70%	0	1	2			P,S,T,M,VP SC	2		\$7,900.00		
63238	YOSU CHUNGNYUN Exc Award (06/30/2016)	05/30/2000	Active		8	0	0	0	0.00%	0		11		3	P,S,T,M,VP SC	24+				
39308	YOSU GUBONG L C Exc Award (06/30/2019, 06/30/2024)	01/12/1981	Active		48	6	1	5	11.63%	0	6	1			S,T,M,VP,SC	3		\$1,500.00		
29177	YOSU JINNAM Exc Award (06/30/2022)	04/05/1974	Active		47	5	6	-1	-2.08%	0	23	1			T,M,VP,SC	2		\$14,300.00		
36022	YOSU JONGGO L C Exc Award (06/30/2016)	08/21/1978	Active		31	5	2	3	10.71%	0	2	0			S,T,VP,SC	13				
55739	YOSU JWASUYEONG Exc Award (06/30/2019, 06/30/2020, 06/30/2024)	05/24/1994	Active		44	0	2	-2	-4.35%	0	16	0			P,S,T,M,VP SC	0		\$5,200.00		
49025	YOSU YEOSEONG Exc Award (06/30/2018, 06/30/2020)	11/14/1988	Active		29	1	2	-1	-3.33%	0	3	0		2	P,S,T,M,VP SC	4		\$1,800.00		
Current Total Clubs Count	YTD New Clubs Count	YTD Cancelled Clubs Count	YTD Net Club Gain	Current Total Members Count	YTD Add	YTD Drop	YTD Net Growth	YTD Net Growth %	Member Count 12 Months Ago	Average Member Count Per Club	% of Clubs with less than 20 members	% No MMR in 3 Months	% No Officer Report in 12 Months	% of Clubs with balance 90+ days	Number of Clubs in Status Quo	% Status Quo Clubs in Financial Suspension	Number of Cancelled Clubs	Average Cancelled Club Age	Members Lost Due to Cancellation	% of Clubs Cancelled for Non-Financial Reasons
69	0	1	-1	2,995	270	133	137	4.79%	0	43	10%	29%	3%	0%	0	0%	1	45	0	100%

* - P - Priority Club. Cancellation Reasons: 1-Objectives/conduct, 2-Non-active club, 5-Non-existing club, 6-Disbanding, 7-Merger, 8-Financial Suspension, 9-District/Multiple District Dues.

** - Abbreviation: P-President, S-Secretary, T-Treasurer, M-Member Chairperson, VP-First Vice President, MC-Communications Chairperson, SC-Service Chairperson

*** - Abbreviation: N/R - Never reported using the Lions Clubs website, N/A - Not applicable, No password registered for the Lions Clubs website.

**** - Abbreviation: N - New, IP - Immediate Past, R - Repeat.



Club Health Assessment for District 355 C through February 2025

			Status	Membership							Reports					Finance		LCIF
Club Number	Club Name	Charter Date		Current Member Count	YTD Members Added	YTD Members Dropped	YTD Net Growth	YTD Net Growth%	Member Count 12 Months Ago	Avg. length of service for dropped members	Months Since Last MMR ***	Yrs. Since Last Officer Report	President Rotation	Vice President Reported ****	Months Since Last Activity Report ***	Account Balance	Donations for current Fiscal Year	
			Number of times on status quo within last two years	If below 15 members appears				If net loss is greater than 20% appears			If no report in 3 months appears in	When more than one year appears in	Number of repeat terms	Notes the officers that do not have an active	If no report at 12 months appears in red			
Clubs more than two years old																		
35637	CHANG WON	05/31/1978	Active	14	0	1	-1	-6.67%	0	45	4			P,S,T,M,VP SC	17			
25742	CHANGNYUNG	04/17/1968	Active	45	1	7	-6	-11.76%	0	7	1			N P,S,T,M,VP SC	0			
88509	CHANGNYUNG WOOP0	06/01/2005	Active	26	0	4	-4	-13.33%	0	6	1		2	R P,S,T,M,SC	0		\$1,000.00	
Exc Award (06/30/2021)																		
64989	CHANGWON ACADEMY	02/13/2002	Active	63	8	6	2	3.28%	0	3	0			N P,S,T,M,VP SC	0		\$3,170.00	
Exc Award (06/30/2023)																		
110055	CHANGWON ARIRANG	01/07/2011	Active	41	5	4	1	2.50%	0	4	7			N P,T,M,VP,SC	2			
Exc Award (06/30/2017, 06/30/2020, 06/30/2023)																		
106975	CHANGWON BAEKRO	12/07/2009	Active	50	4	0	4	8.70%	0		7			P,S,T,M,VP SC	0			
Exc Award (06/30/2017, 06/30/2020, 06/30/2023)																		
64147	CHANGWON BONGLIM	04/13/2001	Active	31	5	2	3	10.71%	0	21	0			P,S,T,M,VP SC	0			
Exc Award (06/30/2017, 06/30/2023)																		
88730	CHANGWON CHANGMA	06/23/2005	Active	68	5	0	5	7.94%	0		4			N S,T,M,VP,SC	1			
Exc Award (06/30/2017, 06/30/2020, 06/30/2023)																		
99828	CHANGWON CHEONJU	06/27/2007	Active	25	1	5	-4	-13.79%	0	14	1			N P,S,T,M,VP SC	4			
143436	Changwon Cheonma	11/03/2020	Active	29	12	6	6	26.09%	0	2	0			N P,S,T,M,VP SC	1			
Exc Award (06/30/2021)																		
60281	CHANGWON DAE AM	01/08/1998	Active	37	1	3	-2	-5.13%	0	4	2			N P,S,T,M,VP SC	2			
Exc Award (06/30/2017, 06/30/2024)																		
133826	Changwon Gaon	02/19/2018	Cancelled(8*)	0	0	13	-13	-100.00%	0	4	5	1	None	P,S,T,M,VP SC	9	90+ Days		
143825	Changwon Hanmaeum	12/07/2020	Active	24	11	4	7	41.18%	0	8	1			P,S,T,M,VP SC	1			
Exc Award (06/30/2021, 06/30/2024)																		
62489	CHANGWON HANVIT	11/11/1999	Active	88	9	2	7	8.64%	0	2	2			N P,S,T,M,VP SC	1		\$5,400.00	
Exc Award (06/30/2017, 06/30/2020, 06/30/2021)																		
110390	CHANGWON HANWOOL	02/18/2011	Active	45	10	7	3	7.14%	0	8	4			N P,S,M,VP,SC	0			
Exc Award (06/30/2020, 06/30/2021)																		
135030	Changwon Harmony	06/05/2018	Active	33	7	3	4	13.79%	0	11	1			N P,S,T,M,VP SC	1		\$2,000.00	



Club Health Assessment for District 355 C through February 2025

			Status	Membership							Reports					Finance	LCIF
Club Number	Club Name	Charter Date		Current Member Count	YTD Members Added	YTD Members Dropped	YTD Net Growth	YTD Net Growth%	Member Count 12 Months Ago	Avg. length of service for dropped members	Months Since Last MMR ***	Yrs. Since Last Officer Report	President Rotation	Vice President Reported ****	Months Since Last Activity Report ***	Account Balance	Donations for current Fiscal Year
			Number of times on status quo within last two years	If below 15 members appears				If net loss is greater than 20% appears			If no report in 3 months appears in	When more than one year appears in	Number of repeat terms	Notes the officers that do not have an active	If no report at 12 months appears in red		
Exc Award (06/30/2020)																	
62311	CHANGWON HOISAN	08/12/1999	Active	56	0	15	-15	-21.13%	0	2	6			N	S,T,M,VP,SC	0	\$1,145.00
Exc Award (06/30/2020, 06/30/2024)																	
51082	CHANGWON JEIL	11/26/1990	Active	51	8	3	5	10.87%	0	6	1				P,S,T,M,VP SC	1	\$4,900.00
Exc Award (06/30/2020, 06/30/2023)																	
88508	CHANGWON JINSUNMI	06/01/2005	Active	34	9	0	9	36.00%	0		3			N	P,S,T,M,VP SC	0	
65395	CHANGWON JOONGANG	05/29/2002	Active	180	10	8	2	1.12%	0	5	0			N	S,T,M,VP,SC	0	\$4,000.00
Exc Award (06/30/2017, 06/30/2020, 06/30/2024)																	
125147	Changwon Machang	06/18/2015	Active	53	0	1	-1	-1.85%	0	1	4			N	P,T,M,SC	2	
Exc Award (06/30/2017, 06/30/2021)																	
125068	Changwon Naeseo MJF	06/09/2015	Active	43	4	3	1	2.38%	0	6	1			N	P,S,T,M,VP SC	0	
Exc Award (06/30/2017, 06/30/2020, 06/30/2024)																	
116686	CHANGWON NANURI	05/24/2012	Active	19	0	1	-1	-5.00%	0	1	4			R	P,S,T,M,VP SC	0	\$1,000.00
Exc Award (06/30/2017, 06/30/2023)																	
52342	CHANGWON SAEK DONG	12/17/1991	Active	28	3	5	-2	-6.67%	0	8	0			N	P,S,T,M,VP SC	0	\$145.00
Exc Award (06/30/2021, 06/30/2023)																	
64641	CHANGWON SUNGSAN	08/16/2001	Active	55	8	12	-4	-6.78%	0	4	0			N	P,S,T,M,VP SC	0	\$9,410.00
Exc Award (06/30/2017, 06/30/2021, 06/30/2024)																	
82469	CHANGWON WEST	05/28/2004	Active	117	11	0	11	10.38%	0		2			N	P,S,T,M,VP SC	0	\$8,520.00
Exc Award (06/30/2020, 06/30/2024)																	
110389	CHANGWON YEWON	02/22/2011	Active	32	6	2	4	14.29%	0	2	1			N	S,T,M,SC	0	\$7.00
Exc Award (06/30/2021, 06/30/2023)																	
53893	CHANGWON YONGJI	12/10/1992	Active	36	1	8	-7	-16.28%	0	8	4				P,S,T,M,VP SC	1	
135016	Changwon Youngji	06/07/2018	Active	25	1	6	-5	-16.67%	0	6	1			N	P,S,T,M,VP SC	0	
Exc Award (06/30/2021)																	
147943	Changwonshinsegae	08/13/2021	Active	40	2	2	0	0.00%	0	16	7			N	P,S,T,M,VP SC	0	\$2,000.00
Exc Award (06/30/2024)																	
25744	CHINHAE	03/24/1965	Active	42	1	2	-1	-2.33%	0	7	1			N	P,S,T,M,VP SC	0	\$5,308.00
Exc Award (06/30/2023)																	



Club Health Assessment for District 355 C through February 2025

			Status	Membership							Reports					Finance		LCIF
Club Number	Club Name	Charter Date		Current Member Count	YTD Members Added	YTD Members Dropped	YTD Net Growth	YTD Net Growth%	Member Count 12 Months Ago	Avg. length of service for dropped members	Months Since Last MMR ***	Yrs. Since Last Officer Report	President Rotation	Vice President Reported ****	Months Since Last Activity Report ***	Account Balance	Donations for current Fiscal Year	
			Number of times on status quo within last two years	If below 15 members appears				If net loss is greater than 20% appears			If no report in 3 months appears in	When more than one year appears in	Number of repeat terms	Notes the officers that do not have an active	If no report at 12 months appears in red			
25745	CHINHAЕ CENTRAL Exc Award (06/30/2021)	12/01/1970	Active	73	4	8	-4	-5.19%	0	9	1			P,S,T,M,VP SC	0		\$504.00	
32148	CHUNGMU L C Exc Award (06/30/2020)	04/27/1976	Active	71	4	1	3	4.41%	0	6	0		N	P,S,T,M,VP SC	1			
78306	DONG CHANGWON Exc Award (06/30/2020)	02/19/2004	Active	37	5	6	-1	-2.63%	0	9	1		N	P,T,M,VP,SC	4			
39218	DONG JIN HAE LC Exc Award (06/30/2021)	12/31/1980	Active	70	3	5	-2	-2.78%	0	9	0		N	S,T,M,VP,SC	0		\$1,497.00	
35242	EUIRYEONG Exc Award (06/30/2021, 06/30/2023)	03/06/1978	Active	43	2	2	0	0.00%	0	3	7		N	P,S,T,M,SC	2			
44480	GAGOPA L C Exc Award (06/30/2023)	12/05/1984	Active	93	13	0	13	16.25%	0		0		N	P,S,T,M,VP SC	0		\$9,807.00	
64889	GAYA	01/10/2002	Active	37	9	9	0	0.00%	0	8	0		N	P,S,T,M,VP SC	2		\$1,000.00	
30025	GEO-JE Exc Award (06/30/2021, 06/30/2023)	12/13/1974	Active	51	9	5	4	8.51%	0	11	2		N	P,S,T,M,VP SC	0		\$8,400.00	
66579	GEOJE JOONGAHNG Exc Award (06/30/2020, 06/30/2023, 06/30/2024)	08/27/2002	Active	74	7	6	1	1.37%	0	4	0			P,S,T,M,VP SC	0		\$6,500.00	
150129	Geoje Moa Exc Award (06/30/2023)	03/07/2022	Active	35	8	6	2	6.06%	0	4	0		N	S,T,M,VP,SC	1		\$800.00	
105788	GEOJE PALKYUNG Exc Award (06/30/2020, 06/30/2023, 06/30/2024)	06/15/2009	Active	54	13	7	6	12.50%	0	3	1		N	P,S,T,M,VP SC	1		\$1,146.00	
78757	GEOJE PALSAEKJO Exc Award (06/30/2023, 07/30/2017)	04/12/2004	Active	40	6	4	2	5.26%	0	10	2		R	S,M,VP,SC	1			
63951	GEOJE SONGJUK Exc Award (06/30/2020, 06/30/2023)	02/02/2001	Active	29	11	1	10	52.63%	0	24	0		2	N	P,S,T,M,VP SC	1	\$218.00	
98167	GIMHAE BUNSUNG Exc Award (06/30/2020)	12/19/2006	Active	29	0	5	-5	-14.71%	0	4	0		R	P,S,T,M,VP SC	0			
82355	GIMHAE GUMGWAN Exc Award (06/30/2020, 06/30/2023)	05/18/2004	Active	35	6	11	-5	-12.50%	0	5	1		N	P,S,T,M,VP SC	3			



Club Health Assessment for District 355 C through February 2025

			Status	Membership							Reports					Finance		LCIF
Club Number	Club Name	Charter Date		Current Member Count	YTD Members Added	YTD Members Dropped	YTD Net Growth	YTD Net Growth%	Member Count 12 Months Ago	Avg. length of service for dropped members	Months Since Last MMR ***	Yrs. Since Last Officer Report	President Rotation	Vice President Reported ****	Months Since Last Activity Report ***	Account Balance	Donations for current Fiscal Year	
			Number of times on status quo within last two years	If below 15 members appears				If net loss is greater than 20% appears			If no report in 3 months appears in	When more than one year appears in	Number of repeat terms	Notes the officers that do not have an active	If no report at 12 months appears in red			
98240	GIMHAE HANBYUL	01/03/2007	Active	43	2	4	-2	-4.44%	0	2	5		N	P,S,T,M,VP SC	0		\$1,600.00	
	Exc Award (06/30/2023, 06/30/2024)																	
66865	GIMHAE NEULBOM	11/22/2002	Active	37	3	2	1	2.78%	0	3	5			S,T,M,VP,SC	1			
	Exc Award (06/30/2017, 06/30/2023)																	
151837	Gimhae Yeonji	07/22/2022	Active	21	0	5	-5	-19.23%	0	2	0		N	P,S,T,M,VP SC	0			
	Exc Award (06/30/2023)																	
49359	HAB PO	03/27/1989	Active	37	2	7	-5	-11.90%	0	15	1		N	P,S,T,M,VP SC	1		\$100.00	
	Exc Award (06/30/2017, 06/30/2023)																	
25749	HAMAN	03/03/1968	Active	84	1	3	-2	-2.33%	0	13	0		N	P,S,T,M,SC	0			
	Exc Award (06/30/2020, 06/30/2023)																	
88728	HAMAN A LA	06/23/2005	Active	30	3	3	0	0.00%	0	2	0		N	P,S,T,M,SC	0			
	Exc Award (06/30/2023)																	
151017	Haman Sanseong	06/02/2022	Active	37	0	4	-4	-9.76%	0	2	0		N	P,S,T,M,VP SC	10			
	Exc Award (06/30/2023)																	
36933	JANGSEUNGPO L C	04/19/1979	Active	50	3	3	0	0.00%	0	14	3		N	P,S,T,M,VP SC	5			
	Exc Award (06/30/2020)																	
88507	JANGYU	06/01/2005	Active	43	2	3	-1	-2.27%	0	4	0		N	S,T,M,VP,SC	0		\$3,000.00	
	Exc Award (06/30/2023, 06/30/2024)																	
98166	JANGYU YUHA	12/19/2006	Active	37	11	2	9	32.14%	0	4	0		N	P,S,T,M,VP SC	0		\$4,550.00	
62312	JINHAЕ BUDKOTT	08/11/1999	Active	33	1	0	1	3.13%	0		6		N	P,S,M,VP,SC	0		\$1,531.00	
148628	Jinhae Ruby	10/19/2021	Active	30	9	11	-2	-6.25%	0	3	1		N	S,T,M,VP,SC	0		\$259.00	
84902	JINHAЕ SHINHANGMAN	02/24/2005	Active	49	5	5	0	0.00%	0	10	1		N	P,S,T,M,VP SC	0		\$336.00	
25752	JINYUNG	12/20/1968	Active	48	5	4	1	2.13%	0	8	3		N	S,T,M,SC	0		\$4,000.00	
	Exc Award (06/30/2023)																	
82353	JINYUNG GEUMBYUNG	05/18/2004	Active	28	5	4	1	3.70%	0	2	0		2	N	P,S,T,M,VP SC	1		
	Exc Award (06/30/2023)																	
25754	KIMHAE	06/28/1966	Active	56	6	3	3	5.66%	0	24	1		N	P,S,T,M,VP SC	0			
	Exc Award (06/30/2021)																	



Club Health Assessment for District 355 C through February 2025

			Status	Membership							Reports					Finance		LCIF
Club Number	Club Name	Charter Date		Current Member Count	YTD Members Added	YTD Members Dropped	YTD Net Growth	YTD Net Growth%	Member Count 12 Months Ago	Avg. length of service for dropped members	Months Since Last MMR ***	Yrs. Since Last Officer Report	President Rotation	Vice President Reported ****	Months Since Last Activity Report ***	Account Balance	Donations for current Fiscal Year	
			Number of times on status quo within last two years	If below 15 members appears				If net loss is greater than 20% appears			If no report in 3 months appears in	When more than one year appears in	Number of repeat terms	Notes the officers that do not have an active	If no report at 12 months appears in red			
65488	KIMHAE JEIL	06/12/2002	Active	18	5	5	0	0.00%	0	4	1			N	S,T,M,SC	1		
Exc Award (06/30/2020, 06/30/2021)																		
25756	KO SUNG	12/12/1964	Active	52	4	4	0	0.00%	0	16	1			N	P,S,T,M,VP SC	0	\$4,000.00	
Exc Award (06/30/2020, 06/30/2021)																		
76078	KOSUNG NAMSAN	06/25/2003	Active	52	0	4	-4	-7.14%	0	9	1			N	P,S,M,VP,SC	0	\$8,209.00	
Exc Award (06/30/2017, 06/30/2020, 06/30/2021)																		
25760	MASAN	09/24/1960	Active	54	6	4	2	3.85%	0	9	0			N	S,T,M,VP,SC	6	\$3,000.00	
Exc Award (06/30/2023, 06/30/2024)																		
51526	MASAN ACADEMY	04/01/1991	Active	44	10	5	5	12.82%	0	10	0			N	P,S,T,M,VP SC	0		
Exc Award (06/30/2023)																		
31826	MASAN CENTRAL L C	03/05/1976	Active	69	3	1	2	2.99%	0	2	1			N	P,T,M,VP,SC	0	\$19,950.00	
Exc Award (06/30/2020, 06/30/2024)																		
89228	MASAN CHEONG A	09/07/2005	Active	41	11	4	7	20.59%	0	3	2			N	P,S,T,M,VP SC	0	\$1,800.00	
62361	MASAN CHUNG MA	09/13/1999	Active	33	1	2	-1	-2.94%	0	12	0			N	S,T,M,VP,SC	16		
Exc Award (06/30/2023)																		
25761	MASAN EAST	11/19/1973	Active	57	5	7	-2	-3.39%	0	7	1			N	S,T,M,VP,SC	0	\$500.00	
Exc Award (06/30/2017, 06/30/2023)																		
54166	MASAN GOLPO	03/01/1993	Active	106	4	1	3	2.91%	0	5	0			N	P,S,T,M,SC	0	\$4,800.00	
Exc Award (06/30/2021, 06/30/2023, 06/30/2024)																		
45723	MASAN HANG DO	01/31/1986	Active	54	9	2	7	14.89%	0	17	0			N	P,S,T,M,SC	0	\$10,000.00	
Exc Award (06/30/2023)																		
35850	MASAN HANIL LC	06/19/1978	Active	23	0	0	0	0.00%	0		6		2		S,T,M,VP,SC	12		
Exc Award (06/30/2020)																		
82399	MASAN HANMA	05/18/2004	Active	42	2	5	-3	-6.67%	0	10	0			N	S,T,M,SC	0		
Exc Award (06/30/2021)																		
52050	MASAN JANGMI	10/01/1991	Active	64	3	4	-1	-1.54%	0	2	2			N	P,S,T,M,VP SC	0	\$3,000.00	
Exc Award (06/30/2017, 06/30/2020, 06/30/2021)																		
34416	MASAN JEIL L C	08/19/1977	Active	25	4	0	4	19.05%	0		7				P,T,M,VP,SC	3		
Exc Award (06/30/2017)																		



Club Health Assessment for District 355 C through February 2025

			Status	Membership							Reports					Finance		LCIF
Club Number	Club Name	Charter Date		Current Member Count	YTD Members Added	YTD Members Dropped	YTD Net Growth	YTD Net Growth%	Member Count 12 Months Ago	Avg. length of service for dropped members	Months Since Last MMR ***	Yrs. Since Last Officer Report	President Rotation	Vice President Reported ****	Months Since Last Activity Report ***	Account Balance	Donations for current Fiscal Year	
			Number of times on status quo within last two years	If below 15 members appears				If net loss is greater than 20% appears			If no report in 3 months appears in	When more than one year appears in	Number of repeat terms	Notes the officers that do not have an active	If no report at 12 months appears in red			
95823	MASAN JOONGANG	02/21/2006	Active	31	2	0	2	6.90%	0		2			N	S,T,M,VP,SC	0		
	Exc Award (06/30/2017)																	
66864	MASAN MOOGOONGHWA	11/22/2002	Active	45	1	4	-3	-6.25%	0	12	2			N	P,S,T,M,SC	2	\$5,000.00	
	Exc Award (06/30/2023)																	
64381	MASAN MOUNGMOON	06/14/2001	Active	41	9	4	5	13.89%	0	4	3			N	P,S,T,M,VP SC	0	\$4,700.00	
	Exc Award (06/30/2017, 06/30/2021, 06/30/2023)																	
39219	MASAN MUHAK L C	12/18/1980	Active	53	1	4	-3	-5.36%	0	11	0			N	P,S,T,M,VP SC	0		
	Exc Award (06/30/2017, 06/30/2021)																	
59371	MASAN NAE-SOU	04/18/1997	Active	42	2	1	1	2.44%	0	3	6			N	P,S,T,M,VP SC	1		
	Exc Award (06/30/2023)																	
101906	MASAN ROYAL	05/13/2008	Active	41	20	6	14	51.85%	0	2	1			N	P,S,T,M,VP SC	0		
	Exc Award (06/30/2023)																	
32838	MASAN SANGROK	10/14/1976	Active	30	0	2	-2	-6.25%	0	2	4			N	P,S,T,M,VP SC	0		
	Exc Award (06/30/2020)																	
25762	MASAN SOUTH	09/28/1968	Active	120	17	8	9	8.11%	0	9	0			N	S,T,M,SC	0	\$25,731.80	
	Exc Award (06/30/2020, 06/30/2023, 06/30/2025)																	
57306	MASAN WEST	08/28/1995	Active	60	3	3	0	0.00%	0	8	7			N	P,S,T,M,VP SC	0	\$7,000.00	
	Exc Award (06/30/2020)																	
95162	MASAN WITH	01/31/2006	Active	41	1	0	1	2.50%	0		4			N	P,M,SC	0		
	Exc Award (06/30/2017)																	
78305	MASAN YEOMYUNG	02/19/2004	Active	34	4	2	2	6.25%	0	10	0				P,S,T,M,VP SC	0		
	Exc Award (06/30/2020)																	
25763	MIRYANG	10/23/1969	Active	65	4	0	4	6.56%	0		2			N	P,S,T,M,VP SC	3		
67129	MIRYANG ARANG	01/27/2003	Active	10	1	0	1	11.11%	0		7			R	P,T,M,VP,SC	5		
	Exc Award (06/30/2020, 06/30/2023)																	
50430	MIRYANG-KUN SAM NANG JIN	04/16/1990	Active	28	1	3	-2	-6.67%	0	1	0			N	P,T,M,VP,SC	24+		
	Exc Award (06/30/2023)																	
76072	NAM CHANGWON	06/25/2003	Active	48	1	1	0	0.00%	0	1	1				P,S,T,M,VP SC	0	\$2,300.00	
	Exc Award (06/30/2023)																	



Club Health Assessment for District 355 C through February 2025

			Status		Membership							Reports					Finance		LCIF	
Club Number	Club Name	Charter Date			Current Member Count	YTD Members Added	YTD Members Dropped	YTD Net Growth	YTD Net Growth%	Member Count 12 Months Ago	Avg. length of service for dropped members	Months Since Last MMR ***	Yrs. Since Last Officer Report	President Rotation	Vice President Reported ****	Months Since Last Activity Report ***	Account Balance	Donations for current Fiscal Year		
			Number of times on status quo within last two years		If below 15 members appears				If net loss is greater than 20% appears			If no report in 3 months appears in	When more than one year appears in	Number of repeat terms		Notes the officers that do not have an active	If no report that 12 months appears in red			
36021	NAMJI L C	08/08/1978	Active		23	0	5	-5	-17.86%	0	9	2			N	S,T,M,VP,SC	1		\$7.00	
Exc Award (06/30/2021, 06/30/2023)																				
34417	NEW CHANG WON L C	08/19/1977	Active		30	0	0	0	0.00%	0		9		2	N	P,S,T,M,VP SC	6			
34784	NEW JIN HAE L C	12/05/1977	Active		48	9	6	3	6.67%	0	2	1			N	P,S,T,M,VP SC	1		\$329.00	
Exc Award (06/30/2017, 06/30/2023, 06/30/2024)																				
32758	NEW MASAN	09/30/1976	Active		48	12	3	9	23.08%	0	1	0			N	P,S,T,M,VP SC	1		\$3,000.00	
35243	SAE GEOJE	03/06/1978	Active		35	4	2	2	6.06%	0	11	1			N	S,T,M,VP,SC	0		\$4,000.00	
Exc Award (06/30/2023)																				
48088	SAE GIM HAE	01/21/1988	Active		30	10	6	4	15.38%	0	9	1				P,S,T,M,VP SC	1			
Exc Award (06/30/2021)																				
45205	SAE KO SUNG	06/25/1985	Active		31	0	3	-3	-8.82%	0	11	1			N	T,M,VP,SC	1		\$4,000.00	
Exc Award (06/30/2023)																				
40278	SOOSAN	07/28/1981	Active		41	0	0	0	0.00%	0		8			N	P,S,T,M,VP SC	0			
Exc Award (06/30/2023, 06/30/2024)																				
25789	TONG YUNG	05/26/1963	Active		40	2	7	-5	-11.11%	0	6	0			N	P,S,T,M,VP SC	1			
Exc Award (06/30/2023, 06/30/2024)																				
82858	TONGYEONG DONGBAEG	06/28/2004	Active		42	2	8	-6	-12.50%	0	4	4			N	P,S,T,M,VP SC	0			
Exc Award (06/30/2020, 06/30/2023)																				
35096	YOKJI L C	02/20/1978	Active		14	4	3	1	7.69%	0	9	1			N	P,S,T,M,VP SC	4			
47798	YONGMA	10/20/1987	Active		43	4	1	3	7.50%	0	6	0				P,S,T,M,VP SC	3		\$6,200.00	
Exc Award (06/30/2017, 06/30/2024)																				
Current Total Clubs Count	YTD New Clubs Count	YTD Cancelled Clubs Count	YTD Net Club Gain	Current Total Members Count	YTD Add	YTD Drop	YTD Net Growth	YTD Net Growth %	Member Count 12 Months Ago	Average Member Count Per Club	% of Clubs with less than 20 members	% No MMR in 3 Months	% No Officer Report in 12 Months	% of Clubs with balance 90+ days	Number of Clubs in Status Quo	% Status Quo Clubs in Financial Suspension	Number of Cancelled Clubs	Average Cancelled Club Age	Members Lost Due to Cancellation	% of Clubs Cancelled for Non-Financial Reasons
103	0	1	-1	4,712	482	404	78	1.68%	0	46	5%	27%	0%	0%	0	0%	1	7	13	0%



Club Health Assessment for District 355 C through February 2025

			Status	Membership							Reports					Finance	LCIF
Club Number	Club Name	Charter Date		Current Member Count	YTD Members Added	YTD Members Dropped	YTD Net Growth	YTD Net Growth%	Member Count 12 Months Ago	Avg. length of service for dropped members	Months Since Last MMR ***	Yrs. Since Last Officer Report	President Rotation	Vice President Reported ****	Months Since Last Activity Report ***	Account Balance	Donations for current Fiscal Year
			Number of times on status quo within last two years	If below 15 members appears				If net loss is greater than 20% appears			If no report in 3 months appears in	When more than one year appears in	Number of repeat terms	Notes the officers that do not have an active	If no report at 12 months appears in red		

* - P - Priority Club. Cancellation Reasons: 1-Objectives/conduct, 2-Non-active club, 5-Non-existing club, 6-Disbanding, 7-Merger, 8-Financial Suspension, 9-District/Multiple District Dues.
** - Abbreviation: P-President, S-Secretary, T-Treasurer, M-Member Chairperson, VP-First Vice President, MC-Communications Chairperson, SC-Service Chairperson
*** - Abbreviation: N/R - Never reported using the Lions Clubs website, N/A - Not applicable, No password registered for the Lions Clubs website.
**** - Abbreviation: N - New, IP - Immediate Past, R - Repeat.



Club Health Assessment for District 355 D through February 2025

			Status	Membership							Reports					Finance		LCIF
Club Number	Club Name	Charter Date		Current Member Count	YTD Members Added	YTD Members Dropped	YTD Net Growth	YTD Net Growth%	Member Count 12 Months Ago	Avg. length of service for dropped members	Months Since Last MMR ***	Yrs. Since Last Officer Report	President Rotation	Vice President Reported ****	Months Since Last Activity Report ***	Account Balance	Donations for current Fiscal Year	
			Number of times on status quo within last two years	If below 15 members appears				If net loss is greater than 20% appears			If no report in 3 months appears in	When more than one year appears in	Number of repeat terms		Notes the officers that do not have an active	If no report at 12 months appears in red		
Clubs less than two years old																		
178774	Ulsan Boram	09/24/2024	Active	37	37	0	37	100.00%	0		0				M,VP,SC	N/R		
155242	Ulsan Garam	08/15/2023	Active	8	7	9	-2	-20.00%	0	5	0				P,S,T,M,VP SC	N/R		
Clubs more than two years old																		
60629	BAEK DOO	04/07/1998	Active	34	3	1	2	6.25%	0	9	0			N	P,S,T,M,VP SC	24+		\$1,100.00
57327	BAEK YANG	09/08/1995	Active	41	6	1	5	13.89%	0	6	0			N	P,S,T,M,VP SC	24+		\$12,300.00
53543	BUK ULSAN	07/21/1992	Active	25	16	3	13	108.33%	0	8	0			R	P,S,T,M,VP SC	24+		\$300.00
51313	CHEU YONG L C	02/11/1991	Active	29	9	3	6	26.09%	0	3	0			N	P,S,T,M,VP SC	24+		\$500.00
56120	CHUN SUNG MJF	09/30/1994	Active	47	3	0	3	6.82%	0		3			N	P,S,T,M,SC	24+		\$735.00
58207	DAE WANG	04/26/1996	Active	18	3	1	2	12.50%	0	7	3		2	N	P,S,T,M,VP SC	24+		
59604	DONG BAEK	05/27/1997	Active	24	10	0	10	71.43%	0		1			N	P,S,T,M,VP SC	24+		\$300.00
30390	DONG ULSAN	03/10/1975	Active	14	0	1	-1	-6.67%	0	13	2	1	None		P,S,T,M,VP SC	24+		
57954	EHWA	03/07/1996	Active	17	5	2	3	21.43%	0	1	1				P,S,T,M,VP SC	24+		\$400.00
52031	HAK SUNG	09/23/1991	Active	13	3	2	1	8.33%	0	2	2		2	R	P,S,T,M,VP SC	24+		\$100.00
57328	HAM WOUL	09/08/1995	Active	27	7	1	6	28.57%	0	2	1			N	P,S,T,M,VP SC	24+		\$400.00
59163	HAN UL	02/24/1997	Active	60	7	3	4	7.14%	0	16	0			N	P,S,T,M,VP SC	24+		\$100.00
58135	HWANG RYONG MJF	04/15/1996	Active	33	3	1	2	6.45%	0	7	0			N	P,S,T,M,VP SC	24+		\$200.00
57955	IL SONG	03/07/1996	Active	21	5	0	5	31.25%	0		0			N	P,S,T,M,VP SC	24+		
98305	JUNG ULJU	01/17/2007	Active	30	6	1	5	20.00%	0	9	0			N	P,S,T,M,VP SC	24+		
57653	JUNG ULSAN	12/27/1995	Active	59	11	4	7	13.46%	0	1	0			N	S,T,M,VP,SC	24+		\$2,400.00
58217	KWANG ULSAN	04/26/1996	Active	29	2	0	2	7.41%	0		6		3		S,T,M,VP,SC	24+		
49982	MOO RYONG	11/20/1989	Active	53	3	4	-1	-1.85%	0	11	1			N	P,S,T,M,VP SC	24+		
50099	MOOGOOGHWA	01/15/1990	Active	32	3	3	0	0.00%	0	1	0			N	P,S,T,M,VP SC	24+		\$5,300.00
55980	MOON SOO	07/08/1994	Active	31	9	4	5	19.23%	0	5	0			N	P,S,T,M,VP SC	24+		
61770	MUL GUM	04/05/1999	Active	53	2	2	0	0.00%	0	7	4			N	P,S,T,M,VP SC	24+		\$200.00



Club Health Assessment for District 355 D through February 2025

Club Number	Club Name	Charter Date	Status	Membership							Reports					Finance	LCIF
				Current Member Count	YTD Members Added	YTD Members Dropped	YTD Net Growth	YTD Net Growth%	Member Count 12 Months Ago	Avg. length of service for dropped members	Months Since Last MMR ***	Yrs. Since Last Officer Report	President Rotation	Vice President Reported ****	Months Since Last Activity Report ***	Account Balance	Donations for current Fiscal Year
			Number of times on status quo within last two years	If below 15 members appears				If net loss is greater than 20% appears			If no report in 3 months appears in	When more than one year appears in	Number of repeat terms	Notes the officers that do not have an active	If no report at 12 months red		
35095	NAM ULJOO L C	02/20/1978	Active	30	5	1	4	15.38%	0	28	2		2	R	P,S,T,M,VP SC	24+	
39748	NAM ULSAN L C	04/07/1981	Active	21	5	0	5	31.25%	0		0			N	P,S,T,M,VP SC	24+	
36618	SAE ULSAN L C	02/23/1979	Active	16	4	6	-2	-11.11%	0	8	1			N	P,S,T,M,VP SC	24+	
52663	SEO ULSAN	03/02/1992	Active	26	0	2	-2	-7.14%	0	7	2				P,S,T,M,VP SC	24+	\$200.00
89492	SHIN YANGSAN MJF	10/24/2005	Active	65	4	3	1	1.56%	0	10	0			N	P,S,T,M,VP SC	24+	
58628	TAE GUK	08/02/1996	Active(2)	8	8	8	0	0.00%	0	15	1		3		P,S,T,M,VP SC	24+	
49983	TAE HWA	11/20/1989	Active	47	10	2	8	20.51%	0	1	0			N	P,S,T,M,VP SC	24+	\$1,300.00
56675	TONG DO	03/13/1995	Active	37	0	2	-2	-5.13%	0	29	2			N	P,S,T,M,VP SC	24+	\$1,000.00
25791	ULJOO EONYANG	11/19/1973	Active	21	0	4	-4	-16.00%	0	31	2			N	P,S,T,M,VP SC	24+	\$1,200.00
54832	ULKEE	08/20/1993	Active	27	3	0	3	12.50%	0		1			N	P,S,T,M,VP SC	24+	\$2,100.00
25792	ULSAN	10/09/1965	Active	29	1	6	-5	-14.71%	0	8	1			N	P,S,T,M,VP SC	24+	\$1,200.00
126392	Ulsan Angel	01/15/2016	Active	28	4	1	3	12.00%	0	1	5			N	P,S,T,M,VP SC	N/A	\$400.00
145849	Ulsan Blue	04/07/2021	Active	29	8	2	6	26.09%	0	3	0			N	P,S,T,M,VP SC	N/A	
106314	ULSAN CHEONG LIM	08/19/2009	Active	13	9	7	2	18.18%	0	3	1				P,S,T,M,VP SC	24+	\$200.00
97098	ULSAN CHUN JA BONG	05/08/2006	Active(1)	18	0	0	0	0.00%	0		11			N	P,S,T,M,VP SC	24+	\$200.00
58208	ULSAN CHUNG RYOUNG	04/26/1996	Active	17	2	8	-6	-26.09%	0	4	5				P,S,T,M,VP SC	24+	\$1,200.00
93600	ULSAN CHUNJI	01/10/2006	Active	32	18	16	2	6.67%	0	7	0			N	P,S,T,M,VP SC	24+	\$4,100.00
106915	ULSAN DAE SUNG	12/01/2009	Cancelled(6*)	0	0	0	0	0.00%	0		8	1	None		P,S,T,M,VP SC	24+	
122521	Ulsan Daemyung	06/25/2014	Active	56	3	6	-3	-5.08%	0	5	1			N	P,S,T,M,VP SC	24+	\$2,200.00
58209	ULSAN DH	04/26/1996	Active	42	9	6	3	7.69%	0	1	1			N	P,S,T,M,VP SC	24+	\$200.00
77488	ULSAN DONG IN PMJF	08/28/2003	Active	27	5	1	4	17.39%	0	1	4			N	P,S,T,M,VP SC	24+	\$100.00
58339	ULSAN DONGDAE	05/17/1996	Cancelled(6*)	0	0	0	0	0.00%	0		7	1	None		P,S,T,M,VP SC	24+	
75990	ULSAN DONGEUI MJF	06/26/2003	Active	35	4	7	-3	-7.89%	0	5	1			N	P,S,T,M,VP SC	24+	\$200.00
77992	ULSAN GANG NAM	12/29/2003	Active	33	8	1	7	26.92%	0	2	0			N	P,S,T,M,VP SC	24+	\$300.00
97852	ULSAN GEUMGANG	10/20/2006	Active	34	0	2	-2	-5.56%	0	7	0				P,S,T,M,VP SC	24+	\$100.00



Club Health Assessment for District 355 D through February 2025

			Status	Membership								Reports					Finance		LCIF
Club Number	Club Name	Charter Date		Current Member Count	YTD Members Added	YTD Members Dropped	YTD Net Growth	YTD Net Growth%	Member Count 12 Months Ago	Avg. length of service for dropped members	Months Since Last MMR ***	Yrs. Since Last Officer Report	President Rotation	Vice President Reported ****	Months Since Last Activity Report ***	Account Balance	Donations for current Fiscal Year		
			Number of times on status quo within last two years	If below 15 members appears				If net loss is greater than 20% appears			If no report in 3 months appears in	When more than one year appears in	Number of repeat terms	Notes the officers that do not have an active	If no report at 12 months red				
153274	Ulsan Gongju	12/21/2022	Active	27	7	1	6	28.57%	0	2	0			N	P,S,T,M,VP SC	N/A	\$100.00		
82433	ULSAN HAE SONG	05/24/2004	Active	28	4	4	0	0.00%	0	3	0			N	P,S,T,M,VP SC	24+	\$1,200.00		
64052	ULSAN HONG IK	03/09/2001	Active	23	5	2	3	15.00%	0	15	0				P,S,T,M,VP SC	24+	\$100.00		
104484	ULSAN HWARANG	01/20/2009	Active	35	4	1	3	9.38%	0	16	0			N	P,S,T,M,VP SC	24+	\$1,200.00		
62787	ULSAN JANG MI	02/11/2000	Active	13	0	2	-2	-13.33%	0	1	2				P,S,T,M,VP SC	24+			
136969	Ulsan Jasung	12/04/2018	Active	22	4	2	2	10.00%	0	1	0			N	P,S,T,M,VP SC	N/A			
56606	ULSAN JEIL	03/07/1995	Active(3)	16	16	0	16	100.00%	0		1			N	P,S,T,M,VP SC	24+			
140025	Ulsan Juk Lim	10/25/2019	Active	16	12	4	8	100.00%	0	1	1			N	P,S,T,M,VP SC	N/A	\$800.00		
34483	ULSAN JUNGANG	09/08/1977	Active	16	0	0	0	0.00%	0		11				P,S,T,M,VP SC	24+	\$200.00		
58210	ULSAN JUNGBOO	04/26/1996	Active(1)	24	5	4	1	4.35%	0	2	0			N	P,S,T,M,VP SC	24+	\$200.00		
115818	ULSAN KTX	01/11/2012	Active	22	2	3	-1	-4.35%	0	4	0			N	P,S,T,M,VP SC	N/A	\$2,300.00		
103798	ULSAN LEADERS	10/24/2008	Active	15	1	3	-2	-11.76%	0	8	2			N	P,S,T,M,VP SC	24+			
97623	ULSAN M.J.F.	08/14/2006	Active	23	0	0	0	0.00%	0		11				P,S,T,M,VP SC	24+	\$100.00		
78210	ULSAN MOK HWA	02/11/2004	Active	54	18	7	11	25.58%	0	3	0			N	P,S,T,M,VP SC	24+	\$6,300.00		
103435	ULSAN MOON & SUN	08/14/2008	Active	24	12	4	8	50.00%	0	2	3			N	P,S,T,M,VP SC	24+	\$1,400.00		
126391	Ulsan MVC	12/30/2015	Active	18	1	5	-4	-18.18%	0	5	0			N	P,S,T,M,VP SC	24+	\$1,000.00		
65201	ULSAN O-SUNG	04/12/2002	Active	32	3	1	2	6.67%	0	7	2			N	P,S,T,M,VP SC	24+			
106172	ULSAN SAMSIN	07/28/2009	Active	26	2	4	-2	-7.14%	0	4	0			N	P,S,T,M,SC	24+	\$500.00		
65196	ULSAN SAT BYUL	04/12/2002	Active	18	4	2	2	12.50%	0	5	3				P,S,T,M,VP SC	24+	\$1,000.00		
56538	ULSAN SEOBOO	02/17/1995	Active	125	16	3	13	11.61%	0	3	0			N	P,S,T,M,VP SC	24+	\$1,100.00		
152307	Ulsan Shin Hwa	09/01/2022	Active	15	9	4	5	50.00%	0	1	0			R	P,S,T,M,VP SC	N/R			
108266	ULSAN SONGHAK	05/05/2010	Cancelled(6*)	0	0	0	0	0.00%	0		5	1	None		P,S,T,M,VP SC	24+			
68795	ULSAN SOO JUNG	05/13/2003	Active	47	7	6	1	2.17%	0	2	2			N	P,S,T,M,VP SC	24+	\$500.00		
78350	ULSAN SOO RYUN	02/25/2004	Active	30	8	4	4	15.38%	0	8	0			N	P,S,T,M,VP SC	24+	\$1,400.00		
85921	ULSAN SUL ROC	03/18/2005	Active	11	4	1	3	37.50%	0	4	1			N	P,S,T,M,VP SC	24+			



Club Health Assessment for District 355 D through February 2025

			Status		Membership							Reports					Finance		LCIF	
Club Number	Club Name	Charter Date			Current Member Count	YTD Members Added	YTD Members Dropped	YTD Net Growth	YTD Net Growth%	Member Count 12 Months Ago	Avg. length of service for dropped members	Months Since Last MMR ***	Yrs. Since Last Officer Report	President Rotation	Vice President Reported ****	Months Since Last Activity Report ***	Account Balance	Donations for current Fiscal Year		
			Number of times on status quo within last two years		If below 15 members appears				If net loss is greater than 20% appears			If no report in 3 months appears in	When more than one year appears in	Number of repeat terms		Notes the officers that do not have an active	If no report at 12 months appears in red			
68905	ULSAN TAE YANG	06/10/2003	Active		24	1	0	1	4.35%	0		0			N	P,S,T,M,VP SC	24+		\$200.00	
132605	Ulsan The One	09/13/2017	Active		48	14	2	12	33.33%	0	7	0			N	P,S,T,M,VP SC	24+		\$200.00	
133614	Ulsan the Queen	01/12/2018	Active		39	15	4	11	39.29%	0	4	0			N	P,S,T,M,VP SC	N/A		\$2,200.00	
144790	Ulsan We	01/06/2021	Active		20	7	15	-8	-28.57%	0	1	0			N	P,S,T,M,VP SC	N/A		\$1,100.00	
67644	ULSAN YEO MYUNG	04/08/2003	Active		46	10	0	10	27.78%	0		0			N	S,T,M,VP,SC	24+		\$6,500.00	
48980	UNG SANG	10/24/1988	Active		54	4	2	2	3.85%	0	7	0			N	P,S,T,M,VP SC	24+		\$200.00	
67130	UNG SANG CHUL JJUK	01/27/2003	Active		30	3	0	3	11.11%	0		2			N	P,S,T,M,VP SC	24+		\$3,400.00	
132269	Ungsang Hoeya	07/24/2017	Active		19	9	3	6	46.15%	0	1	2			N	P,S,T,M,VP SC	N/A		\$2,000.00	
103956	UNGSANG UBUL	11/12/2008	Active		36	3	4	-1	-2.70%	0	3	2			N	P,S,T,M,VP SC	24+		\$400.00	
29823	YANG SAN	09/16/1974	Active		60	2	3	-1	-1.64%	0	15	0			N	P,S,T,M,VP SC	24+		\$6,100.00	
65500	YANGSAN LEE POP	06/12/2002	Active		63	7	3	4	6.78%	0	17	1			N	P,S,T,M,VP SC	24+		\$5,779.53	
132768	Yangsang Mae Hwa	09/29/2017	Active		16	4	8	-4	-20.00%	0	2	3		2	N	P,S,T,M,VP SC	N/A			
111903	YANGSAN MORKRYUN	08/05/2011	Active		37	11	0	11	42.31%	0		0			N	P,S,T,M,VP SC	N/A		\$2,200.00	
78082	YANGSAN WON HYO	01/20/2004	Active		30	2	2	0	0.00%	0	1	0			N	P,S,T,M,VP SC	24+			
126050	Yangsang Yeonhwa	10/27/2015	Active		64	9	2	7	12.28%	0	3	0			N	P,S,T,M,VP SC	N/A		\$100.00	
Current Total Clubs Count	YTD New Clubs Count	YTD Cancelled Clubs Count	YTD Net Club Gain	Current Total Members Count	YTD Add	YTD Drop	YTD Net Growth	YTD Net Growth %	Member Count 12 Months Ago	Average Member Count Per Club	% of Clubs with less than 20 members	% No MMR in 3 Months	% No Officer Report in 12 Months	% of Clubs with balance 90+ days	Number of Clubs in Status Quo	% Status Quo Clubs in Financial Suspension	Number of Cancelled Clubs	Average Cancelled Club Age	Members Lost Due to Cancellation	% of Clubs Cancelled for Non-Financial Reasons
85	1	3	-2	2,692	515	252	263	10.83%	0	32	25%	15%	1%	0%	0	0%	3	19	0	100%

* - P - Priority Club. Cancellation Reasons: 1-Objectives/conduct, 2-Non-active club, 5-Non-existing club, 6-Disbanding, 7-Merger, 8-Financial Suspension, 9-District/Multiple District Dues.

** - Abbreviation: P-President, S-Secretary, T-Treasurer, M-Member Chairperson, VP-First Vice President, MC-Communications Chairperson, SC-Service Chairperson

*** - Abbreviation: N/R - Never reported using the Lions Clubs website, N/A - Not applicable, No password registered for the Lions Clubs website.

**** - Abbreviation: N - New, IP - Immediate Past, R - Repeat.




Club Health Assessment for District 355 E through February 2025

			Status	Membership							Reports					Finance		LCIF
Club Number	Club Name	Charter Date		Current Member Count	YTD Members Added	YTD Members Dropped	YTD Net Growth	YTD Net Growth%	Member Count 12 Months Ago	Avg. length of service for dropped members	Months Since Last MMR ***	Yrs. Since Last Officer Report	President Rotation	Vice President Reported ****	Months Since Last Activity Report ***	Account Balance	Donations for current Fiscal Year	
			Number of times on status quo within last two years	If below 15 members appears				If net loss is greater than 20% appears			If no report in 3 months appears in	When more than one year appears in	Number of repeat terms	Notes the officers that do not have an active	If no report at 12 months appears in red			
Clubs less than two years old																		
173178	Jinju Four Wheels	07/03/2024	Active	21	21	0	21	100.00%	0		7			N	M,SC	N/A	\$2,005.69	
176951	Jinju Geojin	07/31/2024	Cancelled(1*)	0	25	25	0	0.00%	0	10	2		None	P,S,T,M,VP SC	N/A	90+ Days		
155880	Jinju Shinsegae	09/06/2023	Active	23	4	2	2	9.52%	0	1	6	1	None	P,S,T,M,VP SC	N/A			
Clubs more than two years old																		
31315	CHANGSEON	10/28/1975	Active	28	2	1	1	3.70%	0	16	0	1	None	P,S,T,M,VP SC	24+		\$510.33	
Exc Award (06/30/2019)																		
45946	CHINJU NAM GA RAM	03/10/1986	Active	17	0	0	0	0.00%	0		11	1	None	P,S,T,M,VP SC	24+	90+ Days		
57652	CHINJU SEONG	12/27/1995	Active	77	1	0	1	1.32%	0		6	1	None	P,S,T,M,VP SC	24+			
Exc Award (06/30/2016, 06/30/2018)																		
58606	DU RYOO	07/24/1996	Active(1)	50	2	3	-1	-1.96%	0	14	0	1	None	P,S,T,M,VP SC	24+			
Exc Award (06/30/2017, 06/30/2018)																		
49026	GEOCHANG DONG BOO	11/14/1988	Active	32	1	5	-4	-11.11%	0	14	2	1	None	P,S,T,M,VP SC	24+		\$30,001.96	
46658	GEOCHANG JUNGANG	11/03/1986	Active	58	3	2	1	1.75%	0	7	1	1	None	P,S,T,M,VP SC	24+			
Exc Award (06/30/2018)																		
35094	GEOCHANG L C	02/22/1978	Active	71	1	0	1	1.43%	0		1	1	None	P,S,T,M,VP SC	24+			
Exc Award (06/30/2019)																		
66678	GEOCHANG MOKRYUN	10/08/2002	Active	16	1	4	-3	-15.79%	0	22	2	1	None	P,S,T,M,VP SC	24+			
Exc Award (06/30/2018, 06/30/2019)																		
25748	HADONG	02/01/1968	Active(1)	26	3	1	2	8.33%	0	34	0	1	None	P,S,T,M,VP SC	24+			
67024	HADONG NOGHYANG	12/30/2002	Active	26	2	1	1	4.00%	0	6	3	1	None	P,S,T,M,VP SC	24+			
Exc Award (06/30/2019)																		
34699	HAMYANG L C	11/16/1977	Active(2)	38	0	4	-4	-9.52%	0	20	0	1	None	P,S,T,M,VP SC	24+			
Exc Award (06/30/2018)																		
99980	HAMYANG YEONHWA	08/01/2007	Active	45	1	2	-1	-2.17%	0	3	2	1	None	P,S,T,M,VP SC	24+			
Exc Award (06/30/2019)																		
84896	HAPCHEON NAMBU	02/23/2005	Active	19	0	0	0	0.00%	0		11	1	None	P,S,T,M,VP SC	24+			
Exc Award (06/30/2018)																		



Club Health Assessment for District 355 E through February 2025

			Status	Membership							Reports					Finance		LCIF
Club Number	Club Name	Charter Date		Current Member Count	YTD Members Added	YTD Members Dropped	YTD Net Growth	YTD Net Growth%	Member Count 12 Months Ago	Avg. length of service for dropped members	Months Since Last MMR ***	Yrs. Since Last Officer Report	President Rotation	Vice President Reported ****	Months Since Last Activity Report ***	Account Balance	Donations for current Fiscal Year	
			Number of times on status quo within last two years	If below 15 members appears				If net loss is greater than 20% appears			If no report in 3 months appears in	When more than one year appears in	Number of repeat terms	Notes the officers that do not have an active	If no report at 12 months red			
32147	HAPCHON L C	04/20/1976	Active	32	1	0	1	3.23%	0		7	1	None	P,S,T,M,VP SC	24+	90+ Days		
Exc Award (06/30/2023)																		
31957	JINGYO L C	03/30/1976	Active	24	3	1	2	9.09%	0	0	2	1	None	P,S,T,M,VP SC	24+			
Exc Award (06/30/2019)																		
25746	JINJU	06/30/1964	Active	56	8	2	6	12.00%	0	0	1	1	None	P,S,T,M,VP SC	24+		\$5,115.86	
Exc Award (06/30/2018, 06/30/2019)																		
67448	JINJU BAEKHAP	03/18/2003	Active	30	0	0	0	0.00%	0		11	1	None	P,S,T,M,VP SC	24+		\$1,001.37	
Exc Award (06/30/2017, 06/30/2019)																		
58607	JINJU BAEKRO	07/24/1996	Active	13	0	11	-11	-45.83%	0	2	0	1	None	P,S,T,M,VP SC	24+			
Exc Award (06/30/2016, 06/30/2021)																		
56828	JINJU BEEBONG	04/03/1995	Active	42	2	0	2	5.00%	0		3	1	None	P,S,T,M,VP SC	24+			
Exc Award (06/30/2019)																		
111694	JINJU CARNEGIE 100% MJF	07/26/2011	Active	44	11	4	7	18.92%	0	5	0	1	None	P,S,T,M,VP SC	24+		\$8,530.22	
Exc Award (06/30/2016, 06/30/2021)																		
84917	JINJU CHEONG A MJF	02/25/2005	Active	41	2	1	1	2.50%	0	0	2	1	None	P,S,T,M,VP SC	24+		\$1,002.62	
Exc Award (06/30/2017, 06/30/2018, 06/30/20)																		
108967	JINJU CHEONG RYONG	07/28/2010	Active(1)	25	26	14	12	92.31%	0	11	0	1	None	P,S,T,M,VP SC	24+			
Exc Award (06/30/2018, 06/30/2019)																		
56241	JINJU CHOKSOK	11/15/1994	Active	70	6	1	5	7.69%	0	2	1	1	None	P,S,T,M,VP SC	24+			
Exc Award (06/30/2016, 06/30/2023)																		
148027	Jinju Ehwa	08/24/2021	Active	44	9	26	-17	-27.87%	0	2	0	1	None	P,S,T,M,VP SC	N/A		\$5,307.33	
Exc Award (06/30/2023)																		
42871	JINJU FIRST	06/03/1983	Active	36	3	0	3	9.09%	0		7	1	None	P,S,T,M,VP SC	24+		\$3,009.99	
Exc Award (06/30/2019)																		
64642	JINJU JANGMI	08/16/2001	Active	75	7	10	-3	-3.85%	0	4	1	1	None	P,S,T,M,VP SC	24+		\$200.66	
Exc Award (06/30/2018, 06/30/2019, 06/30/20)																		
32757	JINJU JOONGANG	09/27/1976	Active	38	2	0	2	5.56%	0		7	1	None	P,S,T,M,VP SC	24+		\$2,002.99	
Exc Award (06/30/2017, 06/30/2018, 06/30/20)																		
25751	JINJU JY	12/15/1968	Active	21	1	1	0	0.00%	0	24	2	1	None	P,S,T,M,VP SC	24+			




Club Health Assessment for District 355 E through February 2025

			Status	Membership							Reports					Finance		LCIF
Club Number	Club Name	Charter Date		Current Member Count	YTD Members Added	YTD Members Dropped	YTD Net Growth	YTD Net Growth%	Member Count 12 Months Ago	Avg. length of service for dropped members	Months Since Last MMR ***	Yrs. Since Last Officer Report	President Rotation	Vice President Reported ****	Months Since Last Activity Report ***	Account Balance	Donations for current Fiscal Year	
			Number of times on status quo within last two years	If below 15 members appears				If net loss is greater than 20% appears			If no report in 3 months appears in	When more than one year appears in	Number of repeat terms	Notes the officers that do not have appears in an active	If no report at 12 months red			
50809	JINJU KANGNAM	06/30/1990	Active	49	19	3	16	48.48%	0	13	4	1	None	P,S,T,M,VP SC	24+		\$1,896.36	
	Exc Award (06/30/2022)																	
118731	JINJU MUGUNGHWA	02/05/2013	Active	27	2	2	0	0.00%	0	6	5	1	None	P,S,T,M,VP SC	N/A		\$401.32	
	Exc Award (06/30/2016, 06/30/2017, 06/30/2018)																	
63012	JINJU NAM GANG	03/31/2000	Active	46	6	0	6	15.00%	0		7	1	None	P,S,T,M,VP SC	24+			
	Exc Award (06/30/2017)																	
67447	JINJU NASUNRO	03/18/2003	Active	19	1	1	0	0.00%	0	6	4	1	None	P,S,T,M,VP SC	24+			
	Exc Award (06/30/2016, 06/30/2019, 06/30/2020)																	
139952	Jinju Onnuri	10/08/2019	Active	28	10	2	8	40.00%	0	5	3	1	None	P,S,T,M,VP SC	N/A		\$1,100.59	
140147	Jinju Sangrocksu	10/24/2019	Active	38	8	0	8	26.67%	0		7	1	None	P,S,T,M,VP SC	N/A			
100814	JINJU SONGHWA MJF	12/17/2007	Active	46	0	2	-2	-4.17%	0	6	0	1	None	P,S,T,M,VP SC	24+		\$1,003.33	
	Exc Award (06/30/2016, 06/30/2017, 06/30/2018)																	
65501	JINJU SUNHAK	06/12/2002	Active	35	3	0	3	9.38%	0		2	1	None	P,S,T,M,VP SC	24+			
	Exc Award (06/30/2018)																	
126317	Jinyangho MJF	12/02/2015	Active	26	2	2	0	0.00%	0	8	6	1	None	P,S,T,M,VP SC	N/A			
	Exc Award (06/30/2018)																	
51720	NAM JIN JU	05/20/1991	Active	32	2	1	1	3.23%	0	7	2	1	None	P,S,T,M,VP SC	24+			
	Exc Award (06/30/2017)																	
25766	NAMHAE	07/10/1968	Active(1)	47	1	1	0	0.00%	0	20	1	1	None	P,S,T,M,VP SC	24+			
	Exc Award (06/30/2023)																	
31604	NAMHAE EAST	01/21/1976	Active	20	0	1	-1	-4.76%	0	21	3	1	None	P,S,T,M,VP SC	24+	90+ Days		
	Exc Award (06/30/2019)																	
67023	NAMHAE YUJA	12/30/2002	Active	38	11	5	6	18.75%	0	5	2	1	None	P,S,T,M,VP SC	24+		\$500.14	
	Exc Award (06/30/2017)																	
39459	NEW NAM HAE L C	02/28/1981	Active	36	1	5	-4	-10.00%	0	11	0	1	None	P,S,T,M,VP SC	24+			
	Exc Award (06/30/2016, 06/30/2017)																	
82299	SACHEON CHEONSA	05/12/2004	Active	32	2	0	2	6.67%	0		6	1	None	P,S,T,M,VP SC	24+			
	Exc Award (06/30/2017, 06/30/2018)																	
58609	SACHEON SESAM	07/24/1996	Active	13	0	1	-1	-7.14%	0	1	6	1	None	P,S,T,M,VP SC	24+	90+ Days		



Club Health Assessment for District 355 E through February 2025

			Status	Membership							Reports					Finance		LCIF
Club Number	Club Name	Charter Date		Current Member Count	YTD Members Added	YTD Members Dropped	YTD Net Growth	YTD Net Growth%	Member Count 12 Months Ago	Avg. length of service for dropped members	Months Since Last MMR ***	Yrs. Since Last Officer Report	President Rotation	Vice President Reported ****	Months Since Last Activity Report ***	Account Balance	Donations for current Fiscal Year	
			Number of times on status quo within last two years	If below 15 members appears				If net loss is greater than 20% appears			If no report in 3 months appears in	When more than one year appears in	Number of repeat terms	Notes the officers that do not have an active	If no report at 12 months appears in red			
25779	SACHON MJF Exc Award (06/30/2018)	02/22/1968	Active(1)	28	2	1	1	3.70%	0	2	0	1	None	P,S,T,M,VP SC	24+	90+ Days	\$2,006.68	
67449	SACHUN SUN JIN SUNG Exc Award (06/30/2018)	03/18/2003	Active(2)	29	0	4	-4	-12.12%	0	4	0	1	None	P,S,T,M,VP SC	24+			
39826	SAE JINJU L C Exc Award (06/30/2017, 06/30/2021, 06/30/2021)	04/28/1981	Active	66	3	0	3	4.76%	0		2	1	None	P,S,T,M,VP SC	24+			
107758	SAM CHUN PO RO SAN Exc Award (06/30/2017, 06/30/2019)	03/09/2010	Active	15	1	0	1	7.14%	0		7	1	None	P,S,T,M,VP SC	24+			
148872	Samcheonpo Hallyeo	11/02/2021	Active	50	4	0	4	8.70%	0		1	1	None	P,S,T,M,VP SC	N/A			
35244	SAMCHEONPO JUNGANG	03/06/1978	Active	43	0	0	0	0.00%	0		4	1	None	P,S,T,M,VP SC	24+			
57800	SAMCHEONPO MOCHUNG	01/25/1996	Active	31	5	0	5	19.23%	0		7	1	None	P,S,T,M,VP SC	24+			
25780	SAMCHUN PO Exc Award (06/30/2018, 06/30/2019)	01/25/1964	Active	37	4	5	-1	-2.63%	0	9	2	1	None	P,S,T,M,VP SC	24+			
52343	SAN CHUNG Exc Award (06/30/2019)	12/17/1991	Active(1)	26	3	0	3	13.04%	0		1	1	None	P,S,T,M,VP SC	24+			
67062	SANCHUNG MOKHWA Exc Award (06/30/2019)	01/03/2003	Active	8	2	3	-1	-11.11%	0	2	2	1	None	P,S,T,M,VP SC	24+			


Clubs Cancelled Previous Fiscal Year – Clubs Cancelled within last 12 months may be reinstated

Club Number	Club Name	Charter Date	Current Status*	Cancellation Date
140121	Hamyang Hwarim	10/21/2019	Cancelled(6*)	04/29/2024

Current Total Clubs Count	YTD New Clubs Count	YTD Cancelled Clubs Count	YTD Net Club Gain	Current Total Members Count	YTD Add	YTD Drop	YTD Net Growth	YTD Net Growth %	Member Count 12 Months Ago	Average Member Count Per Club	% of Clubs with less than 20 members	% No MMR in 3 Months	% No Officer Report in 12 Months	% of Clubs with balance 90+ days	Number of Clubs in Status Quo	% Status Quo Clubs in Financial Suspension	Number of Cancelled Clubs	Average Cancelled Club Age	Members Lost Due to Cancellation	% of Clubs Cancelled for Non-Financial Reasons
56	2	1	1	2,003	240	160	80	4.16%	0	36	14%	43%	98%	9%	0	0%	1	5	25	100%



Club Health Assessment for District 355 E through February 2025

			Status	Membership							Reports					Finance	LCIF
Club Number	Club Name	Charter Date		Current Member Count	YTD Members Added	YTD Members Dropped	YTD Net Growth	YTD Net Growth%	Member Count 12 Months Ago	Avg. length of service for dropped members	Months Since Last MMR ***	Yrs. Since Last Officer Report	President Rotation	Vice President Reported ****	Months Since Last Activity Report ***	Account Balance	Donations for current Fiscal Year
			Number of times on status quo within last two years	If below 15 members appears				If net loss is greater than 20% appears			If no report in 3 months appears in	When more than one year appears in	Number of repeat terms	Notes the officers that do not have an active	If no report at 12 months appears in red		

* - P - Priority Club. Cancellation Reasons: 1-Objectives/conduct, 2-Non-active club, 5-Non-existing club, 6-Disbanding, 7-Merger, 8-Financial Suspension, 9-District/Multiple District Dues.
** - Abbreviation: P-President, S-Secretary, T-Treasurer, M-Member Chairperson, VP-First Vice President, MC-Communications Chairperson, SC-Service Chairperson
*** - Abbreviation: N/R - Never reported using the Lions Clubs website, N/A - Not applicable, No password registered for the Lions Clubs website.
**** - Abbreviation: N - New, IP - Immediate Past, R - Repeat.